

LIVE THE
SEA-DOO®
LIFE



2019



Welcome to your Sea-Doo life



Just off-shore, your new life awaits – one that brings with it endless excitement, adventure, and freedom. We see things a little different around here — and so will you. It doesn’t matter if you live in Miami, Madrid or Melbourne; there’s a Sea-Doo life for you. Go off and explore the Maori Rock Carvings, surf along an endless wake, kick back and catch rays – heck, you can even catch a Mahi Mahi. If it’s in, on, or around the big beautiful blue, you’ll have a better time riding on a Sea-Doo watercraft.

The Next Generation
of Sea-Doo
4

Surf Life Saving Australia
6

NEW

Sport Fishing
FISH PRO™ Models
7

Performance
RXP®, RXT®, GTR™ Models
10

Touring
GTX[†] Models
14

Tow Sports
WAKE™ Models
18

Recreation
GTI™ Models
22

Rec Lite
SPARK® Models
26

Innovative Technology
30

Engines and Hulls
32

Accessories and
Clothing
34

Specifications
36



Owning a Sea-Doo is the first step — but to truly live your best Sea-Doo life, ride with respect to the waterways and other craft. We’ll all enjoy the world for years to come. Learn how you can be a Responsible Rider on Sea-Doo.com/ResponsibleRider.

*The Next Generation
of Sea-Doo*

Designed for life at sea

Redesigned for how you ride, the newest Sea-Doo models feature more usable space, superior stability, easy-access storage and a sound system that sings. Stretch your legs, head into rougher waters, bring more snacks, and play louder tracks—this is your Sea-Doo life, after all. Available on the Sea-Doo RXT, GTX, WAKE PRO, and the all-new FISH PRO.

Stable at Its Core

At Rest. At Speed. Always Steady.

Our most stable platform ever is the industry standard in rough waters. So whether you're parked in a cove, fishing or hauling at speed, these Sea-Doo models feel steady and sure. Even with three on board or someone boarding, it'll stay true.

Redesigned hull and lower center of gravity for improved stability at high and low speeds, in big or small chop.

Hull is 1" (2.5 cm) wider for improved stability at rest or boarding.



Sound? Check.

Integrated. Bluetooth. Waterproof.

Ride to the beat of your own drum with the BRP Audio-Premium System. With the swipe of a finger, create the vibe you want with the industry's first manufacturer-installed, truly waterproof, Bluetooth® audio system.

Two powerful 50-watt speakers for music clarity, even while riding.

Music will play even after engine is turned off.*

Remote control pad on left speaker to quickly and easily change songs and volume.

You can now also listen to music while riding on a SPARK model with the new BRP Audio-Portable System.

*Up to one hour.

Space to Sprawl Out

Configurable. Comfortable. Groundbreaking.

With comfy, modular 3-Up seating, and a useful and large swim platform, the newest design makes hanging out just as fun as riding around.

Large, flat swim platform to prep for fun or kick back for hours.

Modular removable seating is configurable for hanging out, sunbathing or a face-to-face picnic.

Smarter Storage Space

Useful. Accessible. Functional.

All your gear is now within arm's reach. The industry's first direct-access front storage opens by simply raising the handlebar assembly. No standing required. And extra rear storage is also possible with the secure Quick-Attach LinQ™ System.

Exclusive LinQ System lets you quickly and easily attach a fuel caddy, a bag, a cooler and more. Plus it can now be added to all the other platforms.

Large front storage is completely accessible from a seated position.

Glovebox features a waterproof, shockproof phone compartment with USB charger.*

*USB Port available as an accessory. Standard on GTX Limited model.





MORE THAN 9 YEARS SUPPORTING LIFE-SAVING ON THE BEACH.

BRP's exclusive technologies are at the heart of why Sea-Doo products deliver the most satisfying and secure experience on the water. The world's first and only intelligent Brake and Reverse (iBR) system together with the learning kit that helps control the speed on beginners, offer outstanding maneuverability and safety handling. Now add ECO™ mode for fuel efficiency, adjustable suspension for superior comfort, impressive power, and cutting-edge features, and you've got a ride that puts exhilaration into your day and your mind at ease.

These continuous innovations and reputation on the water have made Sea-Doo the chosen brand for Surf Life Saving everyday operations.

Under demanding conditions, day in and day out, Sea-Doo watercraft deliver the performance and reliability required to help save lives on Australian beaches. And with ultra-low emissions throughout the line-up, our watercrafts are also helping keep Australian beaches and waterways clean.



APPROVED SURF LIFE SAVING RESCUE WATERCRAFT.

Coastal Safety & Risk Manager for Surf Life Saving Australia, Anthony Bradstreet said, "We are particularly pleased with the performance of the range of BRP products including Sea-Doo personal watercrafts, Evinrude E-TEC outboard engines, Can-Am ATVs and SSVs. Across the categories, BRP has shown their commitment to providing quality products that are safe to use and environmentally sustainable."




Our newest glittering lure

Introducing the all-new FISH PRO

For years, a collection of adventurous sport fishermen outfitted their Sea-Doo watercraft to take on all types of fishing, from the deep waters and open ocean to shallow coves. Now, Sea-Doo has designed the first and only watercraft built for fishing so even more people can experience this exciting new adventure.

An industry first, the FISH PRO is a combination of excitement, versatility and passion into one complete package. Cleverly designed with intuitive features that allow you to explore all fishing locations, get closer to the action, and experience fishing like never before.



NEW **FISH PRO**

A New Perspective on Fishing

Engine
Rotax® 1503 NA

ST3 Hull
Stable + Predictable

Capacity
3 Riders

 White and
Night Green

Features

1 LinQ Fishing Cooler

A rugged 13.5 US gal. (51 L) cooler specially designed for fishing with a recessed work surface, four innovative rod holders, trolling slots, tackle and bait storage, and quick-latch system.

2 Fishing Bench Seat

Designed for ease of movement from the driver to passenger position for fishing. Optimized for fishing facing sideways with increased lateral stability when combined with the angled footrests.

3 Trolling Mode

Slow Mode speed control to make trolling easy. Set your desired speed to one of the nine pre-set positions.

4 Garmin® Navigation and Fish Finder

Garmin ECHOMAP® Plus 62cv Fish Finder with a 6-inch (15 cm) screen and in-hull transducer.

Sport Fishing



5 Direct-Access Front Storage

A convenient bin organizer is ideal for storing quick access items like water bottles, sunscreen or a small tackle box.

6 Boarding Ladder

Boarding from the water has never been easier with the foldable boarding ladder.

7 Extended Rear Platform

More space for boarding and fishing while also increasing stability at rest or when carrying a full load of fish.

8 LinQ Attachment Points

Two sets of attachment points for the Fishing Cooler and additional LinQ accessories, such as a small cooler to bring your lunch and a fuel caddy for your extended trip on the water.

9 Angled Gunwale Footrests

Foot supports for increased comfort and stability when fishing in rough waters.

10 ST3 Hull™

The ideal hull for fishing is designed for rough water confidence when riding and unmatched stability at rest.

11 Watertight Phone Box

Shockproof smartphone storage to keep your phone protected while you ride. Also, keep your phone charged with our USB port (sold as an accessory).

12 70L Fuel Tank

A full 10-liter larger tank versus other models gives you even more time to spend out on the water for all day fishing adventures.

Performance



Some serious seahorse power

Push the limits of what you can do, where you can go, and how fast you can get there with our powerful and precise performance models. The ST3 Hull, combined with the innovative Ergolock™ System on RXT models, maximizes control in any condition, making it the benchmark for rough water performance. And for the thrill of outright acceleration, 60 mph (96 km/h) is just 3.6 seconds* away.

With available features like our Bluetooth Audio System and the exclusive LinQ Quick-Attach System for cargo, the go-anywhere, do-anything performance models make absolutely everything fun on the water. Hop on and fla-min-go!



Performance



RXT-X 300

Ultimate Offshore Performance Watercraft

Engine	ST3 Hull	Capacity
Rotax 1630 ACE	Stable + Predictable	3 Riders

-  Eclipse Black and Lava Red
-  Neon Yellow and Lava Grey




Standard Features, Plus

- Acceleration of 0-60 mph (96 km/h) in 3.6 Seconds*
- Launch Control Auto-Trim for Optimal Acceleration
- Angled, Extended, Footwell Wedges
- Race-Inspired X-Sponsons for Hull Stabilization
- X-Coloration, Graphics, Design and Gauge
- New for 2019! Eclipse Black and Lava Red premium colors
- Modular Ergolock Narrow Racing Seat
- Tilt Steering
- Exclusive Quick-Attach Rear Cargo System (LinQ)
- Bluetooth Audio System (Optional)
- Cruise Control

GTR 230

Accessible Power and Performance

Engine	GTI Hull	Capacity
Rotax 1500 HO ACE	Forgiving + Nimble	3 Riders

-  Black and Octane Blue



Standard Features, Plus

- 30.8 US gal. (117 L) of Storage

RXP-X 300

Ultimate Racing Watercraft

Engine	T3 Hull™	Capacity
Rotax 1630 ACE	Control + Precision	2 Riders

-  Eclipse Black and Lava Red
-  Neon Yellow and Lava Grey



Standard Features, Plus

- Acceleration of 0-60 mph (96 km/h) in 3.8 Seconds*
- Ergolock System: Narrow Racing Seat and Angled Footwell Wedges
- Racing Handlebar with Adjustable Riser
- X-Coloration, Graphics, Design and Gauge
- New for 2019! Eclipse Black and Lava Red premium colors
- Trim Tabs

Standard Features on Performance Models

- Intelligent Brake and Reverse (iBR®)
- Closed-Loop Cooling System (CLCS)
- Intelligent Throttle Control (iTC™) with Sport Mode
- High-Performance Variable Trim System (VTS™)
- Anti-Theft Security System (D.E.S.S.™)
- iControl® Learning Key®

*Acceleration based on BRP internal testing in optimal conditions.

Touring



Life is all about balance

Stylish and comfortable, the Sea-Doo GTX Series is the pinnacle of watercraft touring, allowing you to reach secluded destinations in comfort and style. Comfort in the form of ergonomic, configurable seating, a large swim platform, and improved stability, allowing you to lounge onboard for hours. Style in the form of classic colors, a powerful Bluetooth Audio System, and the widest array of features.





Touring



GTX 155 / 230

Luxurious Value and Control — Always in Style

Engine	ST3 Hull	Capacity
Rotax 1503 NA (GTX 155) Rotax 1500 HO ACE (GTX 230)	Stable + Predictable	3 Riders

Beach Blue Metallic and Lava Grey



Standard Features, Plus

- 28 US gal. (102 L) of Storage
- Bluetooth Audio System (Optional)
- High-Performance Variable Trim System (VTS)

GTX LIMITED 300

The Standard for Touring Performance

Engine	ST3 Hull	Capacity
Rotax 1500 HO ACE (GTX Limited 230) Rotax 1630 ACE (GTX Limited 300)	Stable + Predictable	3 Riders

Liquid Grey Metallic and Equestrian Brown



GTX 155 / 230 Features, Plus

- Storage Bin Organizer and Dry Bag
- Bluetooth Audio System with USB Port
- Safety Equipment Kit
- Watercraft Cover
- Additional Gauge Functions: Time/Distance to Empty, Altitude Indicator
- Wood Brushed Mat Design on Swim Platform

Standard Features

- | | | |
|--------------------------------------------------------|--------------------------------------------------------------------|-----------------------------------------|
| · Modular Ergolock Seat with Stepped Design | · Closed-Loop Cooling System (CLCS) | · Tilt Steering |
| · Direct-Access Front Storage and Watertight Phone Box | · Intelligent Throttle Control with 2 Riding Modes: Sport and ECO® | · Boarding Ladder |
| · Exclusive Quick-Attach Rear Cargo System (LinQ) | · Cruise Control and Slow Mode | · Anti-theft Security System (D.E.S.S.) |
| · Intelligent Brake and Reverse (iBR) | | · iControl Learning Key |



Make waves on the water

Grab your wakeboard, skate, surf or anything else you can get on the water. Thanks to exclusive tow-focused features like Ski Mode, a Ski Pylon, and Board Rack, there's no other watercraft you'll want to get hitched on and towed behind. The WAKE PRO model features our latest platform, delivering the most stable ride in the industry. With extra space for set-up, easy boarding, and a serious 100W Bluetooth Audio System, these models aren't kidding around.





Tow Sports



WAKE PRO 230

Stability, Power and Music to Tow Like a Pro

Engine	ST3 Hull	Capacity
Rotax 1500 HO ACE	Stable + Predictable	3 Riders
 Teal Blue Metallic and Lava Red		



Standard Features, Plus

- Exclusive LinQ Quick-Attach System for Cargo and Ski Pylon
- Direct-Access Front Storage and Watertight Phone Box
- Bluetooth Audio System (Optional)
- Modular Ergolock Seat
- Tilt steering
- High-Performance Variable Trim System (VTS)

Standard Features

- | | | |
|----------------------------------------------------------------------------------------------------------------------------------------------------------------------------------|--------------------------------------------------------------------------------------------------------------------------------------------------------|---------------------------------------------------------------------------------------------------------------------------------------------------------------------|
| <ul style="list-style-type: none">· 3-Position Retractable Ski Pylon· Removable Wakeboard Rack· Intelligent Throttle Control (iTC) with Ski Mode | <ul style="list-style-type: none">· Boarding Ladder· Cruise Control and Slow Mode· Intelligent Brake and Reverse (iBR) | <ul style="list-style-type: none">· Closed-Loop Cooling System (CLCS)· Anti-Theft Security System (D.E.S.S.)· iControl Learning Key |
|----------------------------------------------------------------------------------------------------------------------------------------------------------------------------------|--------------------------------------------------------------------------------------------------------------------------------------------------------|---------------------------------------------------------------------------------------------------------------------------------------------------------------------|



Full-size fun, full-size value

Your money goes further on water than you ever thought possible.

Fun and nimble handling. Room for three. More storage.

Close to 30% better fuel efficiency* than anything else in their category.

They're perfect for everything from the short rip around
the lake to a full day of family fun.



Recreation



GTI 90 / 130

Style, Stability and Some Serious Fun

Engine	GTI Hull	Capacity
Rotax 900 HO ACE (GTI 90) Rotax 1503 (GTI 130)	Forgiving + Nimble	3 Riders

White and
Krypton Green



Standard Features, Plus

- Scratch and Resistant Lightweight Polytec Hull Material

Standard Features

- | | | |
|----------------------------------------------------------------------|---------------------------------------|-----------------------------------------|
| · Intelligent Throttle Control with 2 Riding Modes:
Sport and ECO | · Handgrips with Palm Rest | · Wide-Angle Mirrors |
| · 31 US gal. (117 L) of Storage | · Intelligent Brake and Reverse (iBR) | · Anti-Theft Security System (D.E.S.S.) |
| | · Closed-Loop Cooling System (CLCS) | · iControl Learning Key |

Rec Lite



Floats like a butterfly, stings like a jellyfish

Discover the most affordable, playful, compact, fuel-efficient and lightweight watercraft in the industry. Fun to ride and easy to tow with a small car, the SPARK is designed to make the most out of your summer on the water.

The one-of-a-kind SPARK TRIXX™ makes pulling off tricks so easy and so much fun, you'll never want the day to end.



Rec Lite



SPARK 2-UP

One-of-a-kind Fun

Engine
Rotax 900 ACE
Rotax 900 HO ACE

SPARK Hull
Light + Easy to Handle

Capacity
2 Riders

 Licorice
and Mango



Standard Features, Plus

- Sport Mode (with 900 HO ACE)

With iBR and Convenience Package Plus

- Intelligent Brake and Reverse (iBR)
- Front Storage Bin Kit (7 US gal. / 28 L)
- Boarding Step
- Anti-Theft Security System
- iControl Learning Key


SPARK TRIXX 2-UP

Playful Trickster

Engine
Rotax 900 HO ACE

SPARK Hull
Light + Easy to Handle

Capacity
2 Riders

 Jalapeno
and Pear



Standard Features, Plus

- Intelligent Brake and Reverse (iBR)
- NEW BRP Audio-Portable System (Optional)
- Handlebar with Adjustable Riser to provide more leverage for increased rider input
- Step Wedges for more stability in different riding positions
- Extended-Range Variable Trim System (VTS) and Quick, Pre-Set Positions
- Sport Mode
- Bilge Pump

BRP Audio-Portable System

Bring your summer sounds with you on and off the water with the completely detachable, Bluetooth and waterproof Audio System.



Splash of Colors

Over 35 “Attitude” Graphic Kit plus many new accessories to personalized your SPARK.



SPARK 3-UP

Always Have an Extra Invite

Engine
Rotax 900 HO ACE

SPARK Hull
Light + Easy to Handle

Capacity
3 Riders

 Licorice
and Mango



Standard Features, Plus

- Added stability with Platform Extension
- Longer Seat with place for 2 adults and 1 child
- Tow Sports Capability*

With iBR and Convenience Package Plus

- Intelligent Brake and Reverse (iBR)
- NEW BRP Audio-Portable System (Optional)
- Front Storage Bin Kit (7 US gal. / 28 L)
- Boarding Step
- Anti-Theft Security System
- iControl Learning Key


SPARK TRIXX 3-UP

Playful Trickster Ready to Tow

Engine
Rotax 900 HO ACE

SPARK Hull
Light + Easy to Handle

Capacity
3 Riders

 Jalapeno
and Pear



SPARK TRIXX 2-UP Features, Plus

- Added stability with Platform Extension
- Longer Seat with place for 2 adults and 1 child
- Tow Sports Capability*

*Practicing tow sports requires the presence of a third person for spotting.

Standard Features

- Intelligent Throttle Control (iTC) (900 HO ACE only)
- Closed-Loop Cooling System (CLCS)
- Scratch and Resistant Lightweight Polytec Hull Material
- Handgrips with Palm Rest

Innovative Technology



Ergolock

Unmatched Control, Handling and Comfort

The narrow, race-inspired seat and deep knee pockets let you lock in and use your legs for better control, reducing upper body fatigue and making you feel like one with the machine.

Variable Trim System

Trimmed to Perfection

The Variable Trim System (VTS) allows you to easily find the ideal trim for any situation. The addition of the advanced Launch Control System will automatically adjust the VTS based on your current speed, to get on plane immediately.



Closed-Loop Cooling System

Efficient, Compact Reliability

Another Sea-Doo exclusive, the Closed-Loop Cooling System (CLCS) uses coolant to keep the engine running at ideal temperatures. Unlike competitors, this technology prevents corrosive salt water and damaging debris from entering the engine, for increased reliability, longevity and peace of mind. Offered as an expensive upgrade on traditional marine inboard engines, CLCS comes standard on all Sea-Doo models.

Polytec

Scratch and Resistant Lightweight Polytec Hull Material

This innovative and robust material reduces the weight of the watercraft to deliver peak performance and efficiency, and makes it easy to tow with small cars. Plus, the color-in molding is more scratch-resistant than fiberglass.



iBR

The Industry's First and Most Intuitive On-Water Brake

Recognized by the US Coast Guard for improving boat safety since 2009 and now in its third generation, the Sea-Doo exclusive iBR (Intelligent Brake and Reverse) system allows you to stop up to 160 feet (48 m)* sooner than watercraft not using a brake. With both hands on the handlebars, riders can engage forward, neutral, and reverse for stable, worry-free maneuvering at low speeds.

* Based on BRP internal testing.



iTC

Intelligent Throttle Control Adjusts to Different Driving Modes

ECO MODE: This exclusive Sea-Doo feature produces up to 46% improved fuel efficiency by automatically determining the most economical power delivery.

CRUISE MODE: Set it and forget it. This activity-specific mode lets you set your speed for cruising, tow sports, navigating no-wake zones and more.

SPORT MODE: The most responsive mode that gives you the top performance from your watercraft.

SKI MODE: Tow the perfect line, every time. The five different acceleration profiles make it easy for the driver to deliver a smooth launch and maintain a consistent pace, increasing predictability, so boarders can focus on shredding.

Engines

With unmatched high performance, superior fuel efficiency and proven reliability, Rotax engines continue to set the standard in the industry. Every model features the industry-exclusive Closed-Loop Cooling System (CLCS) to keep corrosive saltwater and debris out of your engine for added peace of mind. To top it off, all ACE supercharged engines are maintenance free[‡].

ROTAX 1630 ACE

This pulse-pounding 300-hp² engine boasts the industry's best power-to-weight ratio³. Supercharged with an external intercooler, the Advanced Combustion Efficiency (ACE) technology delivers high efficiency and amazing acceleration. Case in point, the adrenaline pumping RXT-X goes from 0-60 mph (96 km/h) in just 3.6 seconds.¹

ROTAX 1500 HO ACE

Equipped with Advanced Combustion Efficiency (ACE) technology and optimized for regular fuel, the 230-hp², supercharged 1500 HO ACE uses components from our top-of-the-line ROTAX 1630 ACE to provide high performance at a high value, with acceleration from 0-60 mph (96 km/h)⁴ in just 5.2 seconds and superior fuel efficiency.

ROTAX 1503 NA

The most powerful, naturally aspirated Rotax engine on a Sea-Doo offers instant acceleration for instant fun. This engine has been tested for more than a decade and has proven to be incredibly reliable and fuel-efficient.

ROTAX 1503

This engine continues to be a benchmark for reliability, performance and fuel economy, proven power, low overall weight, and ease of maintenance.

ROTAX 900 HO ACE

The most compact and lightweight engine on the market today. The Rotax 900 HO ACE incorporates snappy acceleration, impressive fuel economy and an excellent power-to-weight ratio with a top speed of close to 50 mph (80 km/h)⁵.

ROTAX 900 ACE

The most fuel-efficient, compact and lightweight engine on the market today. The Rotax 900 ACE features a great power-to-weight ratio with a top speed of 41 mph (66 km/h)⁶.



XPS oils are developed for the best performance and longevity. They're the only oils developed and tested with BRP power train engineers to match the unique needs of our Rotax engines.

[‡] Inspect supercharger every 200 hours when the vehicle is used in intense conditions such as offshore riding, continuous operation at wide open throttle, etc. ¹ Based on BRP internal testing of 2018 RXT-X 300 in optimal conditions. ² Performance number in metric horsepower achieved under optimal testing conditions. ³ Based on engine power disclosed to EPA in kW (RXT-X 300) and information on manufacturer's website as of publication date. ⁴ Based on BRP internal testing of 2017 GTR-X 230 in optimal conditions. ⁵ Based on BRP internal testing of 2016 SPARK 900 HO ACE 1+1. ⁶ Based on BRP internal testing of 2016 SPARK 900 ACE 1+1.

Hulls

Innovative hull designs for every riding style.



ST3 HULL | Stable + Predictable

Whether you're at high speeds pounding rough offshore waters, at rest hanging out in a cove and fishing or simply boarding from the side, the wider hull offers industry-leading stability thanks to a lower center of gravity and improved hull design.



GTI HULL | Forgiving + Nimble

This classic, responsive, moderate V-shaped hull is now crafted in both Fiberglass or Polytec for lighter weight, and increased strength to deliver an enjoyable ride in variable water conditions.



T3 HULL | Performance + Precision

Ready, set, race. A deep V-shaped hull - the favorite of our Sea-Doo X-Team racers - allows unmatched control and precision for the sharpest turns and unrivaled handling. (RXP-X 300 only.)



SPARK HULL | Light + Easy to Handle

Light on weight, heavy on fun. The flatter V-shaped hull makes riding fun and easy in flatter water and small chop. And makes whipping through rougher conditions even more thrilling.

Live the Sea-Doo Life on and off the water

Innovative Sea-Doo riding gear and accessories are the perfect way to bring your Sea-Doo life from water to land. Discover multiple Sea-Doo LinQ accessories that allow you to go beyond the typical boundaries.

Get all the details at your local dealer or online at store.sea-doo.com.



Fast. Easy. Secure.

Discover a game-changer. The Quick-Attach Rear Cargo LinQ System, standard on our latest Sea-Doo platform, can now be added to all the other models*. Securely attaches cargo or ski pylon in seconds and without tools, it redefines what is possible with a watercraft. Because when you can pack more, play more, ride farther and keep food and drink cold and fresh, you no longer just go on rides, you go on adventures.

*Except on SPARK 2-up. Additional LinQ Base Installation Kit is required to install LinQ accessories (except LinQ Ski Pylon) on unequipped models.



NEW LinQ 13.5 US gal. (51 L) Cooler

Standard on FISH PRO, this larger cooler connects to any other models equipped with the factory-installed LinQ System.

Fishing-related features such as a storage pocket, lid with work surface, quick-attach rod holder system*, and trolling slots make it a multi-purpose accessory.

LinQ 4.2 US gal. (16 L) Cooler

Rigid, durable and weather-resistant, and acts as a table between reconfigured seats for on-water picnics.

* Rod holders sold separately.



NEW BRP Audio-Portable System for SPARK Models

Listen to your music in, on, or off the water with this fully-submersible and removable audio system. Loaded with two 25 Watt speakers with Bluetooth Connectivity and featuring a rechargeable lithium battery and control pad for easy adjustments on or off your watercraft. Can be installed on all SPARK models since 2014.



LinQ Fuel Caddy

The easy-to-pour caddy can hold 4 US gal. (15 L) of fuel to explore more, and the LinQ Bags can stack on top to carry more.

NEW LinQ Sport Bag

This 4.2 US gal. (16 L) rigid bottom, semi-rigid top bag can be used by itself or be stacked on top of the LinQ fuel caddy.

LinQ Bag (not illustrated)

The semi-rigid expandable bag stores 5.5 US gal. (21 L), can stack on top of the LinQ fuel caddy and holds an entire adventure inside.




LinQ Ski Pylon

With built-in grab handles for the spotter, the high-rise pylon keeps the rope out of the water and keeps the watersports going.



NEW LinQ Box

A 5 US gal. (19 L) rigid and durable storage box that can be easily attached. With a weather-resistant and lockable cover you will never have to worry about what's stored inside.



Sea-Doo Life Jackets





No matter your riding style, Sea-Doo has you covered. Choose from three categories of life jackets to suit your needs. From light and versatile Nylon to comfy Neoprene to the best-of-both-worlds Ecoprene.



Sea-Doo Covers

Designed and crafted with every inch of your Sea-Doo in mind to fit each model like a glove. Also, thoughtful zippered openings for storage and gas tank make it easy to access when your Sea-Doo is covered.

SPECIFICATIONS		Sport Fishing	Performance		
		 NEW FISH PRO 155	 RXT-X 300	 GTR 230	 RXP-X 300
Capacity and Dimensions	Available Color(s)	White/Night Green	Neon Yellow/Lava Grey Eclipse Black/Lava Red	Black/Octane Blue	Neon Yellow/Lava Grey Eclipse Black/Lava Red
	Rider Capacity	3	3	3	2
	Weight Capacity	600 lb/272 kg	600 lb/272 kg	600 lb/272 kg	400 lb/182 kg
	Fuel Capacity	18.5 US gal/70 L	15.9 US gal/60 L	15.9 US gal/60 L	15.9 US gal/60 L
	Storage Capacity	Total - 40.6 US gal (153.5 L) Glove Box - 0.6 US gal (2.5 L) Front Storage Bin - 26.5 US gal (100 L) Fishing Cooler - 13.5 US gal (51 L)	Total - 27.1 US gal (102.5 L) Glove Box - 0.6 US gal (2.5 L) Front Storage Bin - 26.5 US gal (100 L)	Total 30.74 US gal (116.6 L) Glove Box - 1.74 (6.6 L) Front Storage Bin - 29 US gal (110 L)	Total - 30.7 US gal (116.4 L) Glove Box - 1.7 US gal (6.4 L) Front Storage Bin - 29 US gal (110 L)
	Length	147" / 373.4 cm	135.9" / 345.1 cm	132.6" / 336.8 cm	130.6" / 331.6 cm
	Width	49.4" / 125.5 cm	49.4" / 125.5 cm	48.5" / 123.1 cm	45.3" / 122.7 cm
Rotax Engine	Dry Weight	856 lb/389 kg	828 lb/376 kg	807 lb/367 kg	847 lb/384 kg
	Rotax Engine	1503 NA	1630 ACE	1500 HO ACE	1630 ACE
	Fuel Type	87 Octane	91 Octane	87 Octane	91 Octane
	Brake, Neutral and Reverse System	Electronic iBR	Electronic iBR	Electronic iBR	Electronic iBR
	Engine Cooling	Closed-Loop Cooling System	Closed-Loop Cooling System	Closed-Loop Cooling System	Closed-Loop Cooling System
	Exhaust System	D-Sea-Bel Sound Reducing System	D-Sea-Bel Sound Reducing System	D-Sea-Bel Sound Reducing System	D-Sea-Bel Sound Reducing System
Hull	Type	ST3	ST3	GTI	T3
	Material	Fiberglass	Fiberglass	Fiberglass	Fiberglass
Gauge	Type of Gauge	7.6" Wide Digital Display	7.6" Wide Digital Display	Multifunction Display	7.6" Wide Digital Display
	Main Functions	Speedometer, RPM, Clock, VTS Display, Water Temperature, Vehicle Hour Display	Speedometer, RPM, Clock, VTS Display, Speed Statistics (RXT-X 300), Vehicle Hour Display	Speedometer, RPM, Clock, VTS Display, Fuel Consumption Instant and Average (GTR 230), Speed Statistics (GTR-X 230), Vehicle Hour Display	Speedometer, RPM, Clock, VTS, Display, Speed Statistics, Vehicle Hour Display
	iTC (Intelligent Throttle Control) System - Mode	Sport Mode, ECO Mode, Slow Mode/Trolling Mode, Speed Limiter	Sport Mode, ECO Mode, Slow Mode, Speed Limiter	Sport Mode, ECO Mode, Slow Mode (GTR-X 230), Speed Limiter (GTR-X 230)	Sport Mode, ECO Mode, Slow Mode, Speed Limiter
Features	Seat	Ergolock Fishing Bench Seat	Ergolock Seat with X Logo	Touring Seat	Ergolock Seat with X Logo
	Trim Tabs	Included	Included		Included
	Variable Trim System (VTS)	High-Performance	High-Performance with Launch Control	High-Performance	High-Performance with Launch Control
	Boarding Features	Boarding Ladder	Boarding Ladder (Accessory)	Boarding Ladder (Accessory)	Boarding Ladder (Accessory)
	Towing Features	Ski Tow Eye	Ski Tow Eye	Tow Hook	Tow Hook
	RF D.E.S.S. Key	Included	Included	Included	Included
	BRP Audio System	BRP Audio-Premium (Optional)	BRP Audio-Premium (Optional)		
	Wide-Angle Mirrors	Included	Included	Included	Included
	Palm Handlegrip	Included	Included	Included	Included
	Steering	Tilt	Tilt X-Steering	Fixed	Racing Handlebar with Adjustable Riser
	Sponsons	Standard	X-Sponsons	Standard	Adjustable
	LinQ System	Included	Included	Accessory	Accessory
	Package	FISHING	X	BASE	X

SPECIFICATIONS		Touring			Tow Sports
		 GTX 155	 GTX 230	 GTX Limited 300	 WAKE PRO 230
Capacity and Dimensions	Available Color(s)	Beach Blue Metallic/Lava Grey			Teal Blue Metallic/Lava Red
	Rider Capacity	3			3
	Weight Capacity	600 lb/272 kg			600 lb/272 kg
	Fuel Capacity	15.9 US gal/60 L			15.9 US gal/60 L
	Storage Capacity	Total - 27.1 US gal (102.5 L) Glove Box - 0.6 US gal (2.5 L) Front Storage Bin - 26.5 US gal (100 L)			Total - 27.1 US gal (102.5 L) Glove Box - 0.6 US gal (2.5 L) Front Storage Bin - 26.5 US gal (100 L)
	Length	135.9" / 345.1 cm			135.9" / 345.1 cm
	Width	49.4" / 125.5 cm			49.4" / 125.5 cm (W/O RACK)
Rotax Engine	Dry Weight	768 lb/348kg	805 lb/365kg	847 lb/385 kg	815 lb/370 kg
	Rotax Engine	1503 NA	1500 HO ACE	1630 ACE	1500 HO ACE
	Fuel Type	87 Octane			91 Octane
	Brake, Neutral and Reverse System	Electronic iBR			Electronic iBR
	Engine Cooling	Closed-Loop Cooling System			Closed-Loop Cooling System
	Exhaust System	D-Sea-Bel Sound Reducing System			D-Sea-Bel Sound Reducing System
Hull	Type	ST3			ST3
	Material	Fiberglass			Fiberglass
Gauge	Type of Gauge	7.6" Wide Digital Display			7.6" Wide Digital Display
	Main Functions	Speedometer, RPM, Clock, VTS Display, Vehicle Hour Display			Speedometer, RPM, Clock, VTS Display, Water Tem-perature Depth Finder, Vehicle Hour Display
	iTC (Intelligent Throttle Control) System - Mode	Sport Mode, ECO Mode, Slow Mode, Speed Limiter			Sport Mode, ECO Mode, Slow Mode, Speed Limiter
Features	Seat	Ergolock with Stepped Design			Ergolock
	Trim Tabs	Included			Included
	Variable Trim System (VTS)	High-Performance			High-Performance
	Boarding Features	Boarding Ladder			Boarding Ladder
	Towing Features	Ski Tow Eye			Ski Tow Eye
	RF D.E.S.S. Key	Included			Included
	BRP Audio System	BRP Audio-Premium (Optional)			BRP Audio-Premium (Optional)
	Wide-Angle Mirrors	Included			Included
	Palm Handlegrip	Included			Included
	Steering	Tilt			Tilt
	Sponsons	Standard			Standard
	LinQ System	Included			Included
	Package	BASE			WAKE

SPECIFICATIONS		Recreation		Rec Lite			
							
		GTI 90	NEW GTI 130	SPARK 2-Up	SPARK 3-Up	SPARK TRIXX 2-Up	SPARK TRIXX 3-Up
Capacity and Dimensions	Available Color(s)	White / Krypton Green		Licorice / Mango		Jalapeno / Pear	
	Rider Capacity	3		2	3	2	3
	Weight Capacity	600 lb / 272 kg		352 lb / 160 kg	450 lb / 205 kg	352 lb / 160 kg	450 Lb / 205 kg
	Fuel Capacity	15.9 US gal / 60 L		7.9 US gal / 30 L		7.9 US gal / 30 L	
	Storage Capacity	Total - 30.74 US gal (116.6 L) Glove Box - 1.74 US gal (6.6 L) Front Storage Bin - 29 US gal (110 L)		Glove Box - 0.42 US gal (1.6 L) Front Storage Bin - 7 US gal (27 L) (Accessory with 900 ACE or Optional with 900 HO ACE)		Glove Box - 0.42 US gal (1.6 L) Front Storage Bin - 7 US gal (27 L) (Accessory)	
	Length	132.6" / 336.8 cm		110" / 279 cm	120" / 305 cm	110" / 279 cm	120" / 305 cm
	Width	48.5" / 123.1 cm		46" / 118 cm		46" / 118 cm	
	Dry Weight	640 lb / 291 kg	718 lb / 326 kg	405 lb / 184 kg iBR and Convenience Package Plus adds 21 lb (9 kg)	421 lb / 191 kg	422 lb / 192 kg	438 lb / 199 kg
Rotax Engine	Rotax Engine	900 HO ACE	1503	900 ACE & 900 HO ACE	900 HO ACE	900 HO ACE	
	Fuel Type	87 Octane		87 Octane		87 Octane	
	Brake, Neutral and Reverse System	Electronic iBR		Manual Reverse Kit (Accessory with 900 ACE) or Electronic iBR (Optional with 900 HO ACE)		Electronic iBR	
	Engine Cooling	Closed-Loop Cooling System		Closed-Loop Cooling System		Closed-Loop Cooling System	
	Exhaust System	D-Sea-Bel Sound Reducing System		D-Sea-Bel Sound Reducing System		D-Sea-Bel Sound Reducing System	
Hull	Type	GTI		SPARK		SPARK	
	Material	Polytec		Polytec		Polytec	
Gauge	Type of Gauge	Digital Compact		Compact		Compact	
	Main Functions	Speedometer, RPM, Clock, VTS Display, Fuel Consumption Instant & Average, Vehicle Hour Display		Speedometer, RPM, Vehicle Hour Display		Speedometer, RPM, VTS Display, Vehicle Hour Display	
	iTC (Intelligent Throttle Control) System - Mode	Sport Mode ECO Mode		Sport Mode (900 HO ACE)		Sport Mode	
	Seat	Standard Seat		Slim Seat		Slim Seat	
Features	Trim Tabs						
	Variable Trim System (VTS)					High-Performance	
	Boarding Features	Boarding Ladder (Accessory)		Boarding Step (Optional)		Boarding Step (Accessory)	
	Towing Features	Tow Hook		Tow Hook		Tow Hook	
	RF D.E.S.S. Key	Included		Optional		Accessory	
	BRP Audio System			BRP Audio-Portable System (Accessory)	BRP Audio-Portable System (Optional)	BRP Audio-Portable System (Optional)	
	Wide-Angle Mirrors	Included		Accessory		Accessory	
	Palm Handlegrip	Included		Included		Included	
	Steering	Fixed		Fixed		Adjustable Riser	
	Sponsons	Standard		Standard		Standard	
	LinQ System	Accessory			Accessory		Accessory
	Package	BASE		Convenience Package Plus (Optional)		TRIXX	

©2018 Bombardier Recreational Products Inc. (BRP). All rights reserved. TM, [®] and the BRP logo are trademarks of BRP or its affiliates. Products are distributed in the USA by BRP US Inc. [®] is a registered trademark of Castrol Limited used under license. ⁺ Bluetooth is a registered trademark owned by the Bluetooth SIG, Inc. and any use of such marks by BRP is under license. [®] Garmin and ECHOMAP are trademarks of Garmin Ltd. or its subsidiaries. BRP reserves the right at any time to discontinue or change specifications, prices, designs, features, models or equipment without incurring obligation. Watercraft performance may vary depending on, among other things, general conditions, ambient temperature, and altitude, riding ability and rider/passenger weight. Testing of competitive models done under identical conditions. Performance number achieved under optimal testing conditions. Some models shown may depict optional accessories. Some pictures depicted in this brochure include professional riders and wakeboarders executing maneuvers under ideal and/or controlled conditions. Do not attempt any of these, or any other risky maneuvers, if they're beyond your level of riding or wakeboarding ability, as well as your understanding and respect for the performance of your personal watercraft. Always consult an authorized Sea-Doo dealer when selecting a watercraft for your particular needs, and carefully read and pay attention to your Operator's Guide, Instructional Video, and the on-product labeling on your personal watercraft. Always drive responsibly and safely. Severe injury can result from ignoring warnings, not following the instructions or improper use of watercraft and related products. Use common sense and courtesy. Always observe applicable local laws and regulations. Respect the rights of, and keep a safe distance from, other recreationists and/or bystanders. Always wear the appropriate protective clothing, including a Coast Guard-approved life vest as dictated by the circumstances including, but not limited to, the weather, boating conditions and age and abilities of the occupants. Don't operate your watercraft under the influence of drugs or alcohol. Always observe applicable laws and regulations.

Protect your watercraft with the B.E.S.T. Protection Plan out there. Visit an authorized Sea-Doo dealer for details. By being a member of these important industry associations, we recognize and support their efforts in sharing the responsibility of promoting the growth of our sport. Sea-Doo watercraft riders know that riding responsibly and safely is always more fun.



ski-doo LYNX SEA-DOO EVINRUDE ROTAX CAN-AM



Fish Beware

The All-New FISH PRO

SEA-DOO

