



2020

FALL  
SPECIAL  
EDITION

FSC logo goes here

CAN-AMOFFROAD.COM



**can-am**

OFF-ROAD  
LINEUP

NEW DEFENDER PRO:  
SETTING NEW INDUSTRY STANDARDS  
WITH THE CAPABILITY YOU DEMAND



SSV

- 9 Defender PRO
- 11 Defender 6x6
- 13 Defender Limited
- 14 Defender

- 22 Maverick™ X3
- 28 Maverick™ Sport
- 31 Maverick™ Trail
- 32 Commander™

ATV

- 37 Outlander™ 450/570
- 42 Outlander™
- 48 Renegade™
- 49 DS Youth
- 50 Exclusive Can-Am Features

ONLY CAN-AM ACCESSORIES OFFER TRUE



FIT &  
COMPATIBILITY



QUALITY &  
RELIABILITY



STYLE &  
VISION

SEE OUR LINEUP  
OF ACCESSORIES,  
GENUINE PARTS,  
AND RIDING GEAR  
ONLINE OR AT A  
CAN-AM DEALER.



MAKE IT YOURS

BUILD YOUR OWN CAN-AM  
WITH ACCESSORIES AT  
[BRP.CA/OFF-ROAD/BUILD](http://BRP.CA/OFF-ROAD/BUILD).





THE NEW DEFENDER:  
DO IT WELL, AND THEN SOME.  
EXPLORE LINEUP P8-P15



Ready to do more? We'll start with the highlights: Your choice of 3 Rotax engines, with up to 82 hp and class-leading 69 lb-ft of torque, and up to 3,000 lb (1,361 kg) towing and 1,700 lb (771 kg) payload. Redesigned suspension. Stronger frame. Available A/C. The revised Defender is here to get it done—with specs to spare.

**REDESIGNED DOUBLE A-ARM SUSPENSION**

The spec sheet is one thing, reality is another. That's why the revised Defender rises to any challenge with up to 11" (28 cm) of suspension travel and 13" (33 cm) of ground clearance. You can credit the new 64" (162.6 cm) Arched Double A-Arm front and 64" (162.6 cm) Arched Trailing Tube Arm (TTA) rear suspension for better stability, a surefooted response, and improved strength.

**GET COMFORTABLE**

When the work is done, rides shouldn't be a chore. That's why Defender is engineered for refinement, even if you're towing at capacity on an adventure. From its improved insulation to thicker firewall, redesigned exhaust, and CVT cover, Defender lets its work speak for itself.

**MOST RIGID FRAME**

Reinforced from its dual phase steel frame on up, the new Defender is 30% more rigid with less overall weight—despite adding several key reinforcements.

**TRUE CAN-AM DNA**

Starting at the front, check out the redesigned hood and grill for better cooling. Inside, a new 4.5" (11.4 cm) display or a 7.6" (19.3 cm) display with keypad ensure essential functions are always at hand.

**can-am**  
DEFENDER



MADE STRONG &  
READY TO TAKE  
YOUR BEST WORK  
ANYWHERE

INDUSTRY  
CLASS-LEADING

**69**

LB-FT OF TORQUE

• FOR TOUGH TASKS

UP TO

**82**

HORSEPOWER

**3 ROTAX ENGINES**

- EFFICIENT HD5
- CAPABLE HD8
- CLASS-LEADING HD10

UP TO

**13"**

[33 CM]  
GROUND CLEARANCE

- REDESIGNED  
SUSPENSION
- NEW ARCHED  
A-ARM

**30%**

INCREASED  
FRAME RIGIDITY

- TOW UP TO 3,000 LB  
(1,361 KG)
- LIGHTER DUAL  
PHASE STEEL



PEACE OF MIND  
COMES STANDARD





Built to do more from Day 1, the new Defender Pro combines an industry-leading bed with the power to use it to capacity. Defender Pro tackles the big jobs, and then some — not limited to farming, ranching or hunting, it's your workspace to tow, load, stack and finish the job.

CAPABLE

For work or recreation, Defender Pro has the storage capacity you need, along with a 27 sq ft 4.5 ft x 6 ft (1.37 m x 1.82 m) bed that converts to a flat platform— with a mighty 1,000 lb (453.5 kg) of cargo capacity and 2,500 lb (1,134 kg) of towing to back it all up.

TOUGH

Handle any terrain with the toughness to go wherever you want: Maxxis Bighorn 2.0<sup>†</sup> 28" tires with 14" cast-aluminum wheels mean deep mud, rough trails, and even construction sites are driven with ease.

CLEVER

This is just the start: Standard features include lower storage 83.6 gal (316.5 L), removable side panels, arched front and rear suspension for added clearance, High Molecular Weight Polyethylene (HMWPE) skid plates and tough front steel bumper. You'll only have to worry about getting it clean again.

STRETCH YOUR  
EXPECTATIONS  
FOR WHAT  
CAN BE DONE

6'  
LENGTH OF  
CARGO CAPACITY

- LOAD UP FOR ANY JOB
- CARRY & MOUNT EQUIPMENT
- REMOVABLE SIDE PANELS AND TAILGATE

UP TO  
13"  
[33 CM] GROUND  
CLEARANCE

- WORK ACROSS ROUGH TERRAIN WITH EASE

INDUSTRY  
LEADING  
69  
LB-FT OF TORQUE

- AND 82 HP FOR POWER & TORQUE TO GET IT DONE

DEFENDER PRO DPS

MORE THAN JUST A PICKUP.

From its full-sized cargo / flat bed to integrated storage and better capability in every way, Defender Pro hauls like no other Can-Am.

DEFENDER PRO XT

EXTRA PAYLOAD THAT NEVER QUILTS.

Our best workhorse, and then some: 4,500 lb winch, rugged bumper and VERSA-PRO<sup>†</sup> seats ensure every job will be done with strength to spare.



NEW  
DEFENDER PRO DPS



NEW  
DEFENDER PRO XT

KEY FEATURES		DEFENDER PRO DPS
Engines	Rotax V-Twin Engine Options	HD10
	Horsepower	82 hp
	PRO-TORQ Transmission with Quick Response System (QRS), High Air Flow Ventilation and Electronic Drive Belt Protection	✓
	Visco-Lok <sup>†</sup> QE	✓
	Dynamic Power Steering (DPS)	✓
Suspensions	Arched Double A-Arm / Arched TTA with External Sway Bar	✓
Tires / Wheels	Tires / Wheels	28" Maxxis Bighorn 2.0 <sup>†</sup> Tires / 14" Cast-Aluminum Wheels
	Length / Width / Height	153 x 64 x 78" (390 x 163 x 198 cm)
Dimensions / Capacities	Ground Clearance	13" (33 cm)
	Cargo Box Capacity	1,000 lb (454 kg) / California only: 600 lb (272.2 kg)
	Estimated Dry Weight*	1,833 lb (831.5 kg)
	Wheelbase	115.5" (294 cm)
	Cargo Box Dimensions	72 x 54.5 x 10" (180.3 x 138.4 x 25.4 cm)
	Lower Storage	Lower Storage 83.6 Gal (316.5 L)
	Towing Capacity	2,500 lb (1,134 kg)
	Payload Capacity	1,700 lb (771 kg)
Features	Specific to Package	Rear Differential with Turf Mode, Multifunction Cargo Box with Lower Storage, VERSA-PRO <sup>†</sup> Bench Seat
	1 Year Maintenance Free	✓
	Color Options	<div><div></div> Mossy Oak Break-Up Country Camo</div> <div><div></div> White</div>

DEFENDER PRO XT	
	HD10
	82 hp
	✓
	✓
	✓
	✓
	✓
	28" Maxxis Bighorn 2.0 <sup>†</sup> Tires / 14" Cast-Aluminum Wheels
	158 x 64 x 80" (402 x 163 x 203 cm)
	13" (33 cm)
	1,000 lb (454 kg) / California only: 600 lb (272.2 kg)
	1,941 lb (880.5 kg)
	115.5" (294 cm)
	72 x 54.5 x 10" (180.3 x 138.4 x 25.4 cm)
	Lower Storage 83.6 Gal (316.5 L)
	2,500 lb (1,134 kg)
	1,700 lb (771 kg)
	VERSA-PRO <sup>†</sup> bench seat with reinforced XT seat skin and adjustable driver seat. 4,500-lb (2,014 kg) winch. XT front bumper. Brake holding mechanism.
	✓
	<div><div></div> Timeless Black</div>



What you see is everything you need to know: Unsurpassed towing, ultimate 6x6 traction, unmatched cargo-carrying. The Defender 6x6 has arrived, and it's waiting for your toughest jobs and most epic adventures. How will you put it to good use?

ULTIMATE  
TILT BED

A truly versatile 6' (72") off-road platform: It's a box, it's a flat bed, you can attach dozens of LinQ accessories, or use the platform for field repairs, hauling, or mounting equipment.

FULLY-LOADED  
TRACTION

You've got to try it: Load up and set out over challenging terrain, because the Defender 6x6 stops at almost nothing. With a large bed directly over the rear wheels and a balanced chassis, there's no compromise in drivability or capability when loaded down.

REINFORCED  
DRIVETRAIN

The Visco-Lok® QE system was built and tested to deliver ultimate 6x6 traction for varying terrain and tasks. Use 4x6 for everyday use and engage 6x6 for unmatched traction.

MULTIFUNCTION  
BOX & BED

The Defender and its dump box now have a trick: Removable side panels. On 6x6 models, easily remove the bed sides to accommodate oversized loads, harvested game, farm equipment—or enough gear for a months-long adventure.

6X6 CAPABILITY FINALLY WITHIN REACH

100%

MORE BED  
VOLUME

- HAUL LARGE LOADS WITH EASE
- CARRY MORE GEAR OFF-ROAD

INDUSTRY-LEADING  
3,000

LB (1,361 KG)  
TOWING CAPACITY

- TOW HEAVIER TRAILERS
- BEST TRACTION FOR TOWING OFF-ROAD

6x6

MULTI-TRACTION  
MODE

- ENGAGE 6X6 FOR FULL CAPABILITY
- 4X6 FOR DRIVABILITY, LIGHT-DUTY USE

DEFENDER 6X6 DPS

AN OFF-ROAD REVOLUTION.

Six wheels, unlimited potential. Get the most traction, load-carrying capacity, power, and capability ever engineered into an off-road workhorse.



NEW

DEFENDER 6X6 DPS

KEY FEATURES		DEFENDER 6X6 DPS	
Engines	Rotax V-Twin Engine Options	HD10	
	Horsepower	82 hp	
	PRO-TORQ Transmission with Quick Response System (QRS), High Air Flow Ventilation and Electronic Drive Belt Protection	✓	
	Visco-Lok® QE	✓	
	Dynamic Power Steering (DPS)	✓	
Suspensions	Arched Double A-Arm / Arched TTA with External Sway Bar	✓	
Tires / Wheels	Tires / Wheels	27" Maxxis Bighorn 2.0" Tires / 14" Cast-Aluminum Wheels	
Dimensions / Capacities	Length / Width / Height	153.4 X 64 X 78" (389.6 X 162.5 X 198.1 cm)	
	Ground Clearance	13" (33 cm)	
	1,000 lb (454 kg) Cargo Box Capacity / 3,000 lb (1,361 kg) Towing Capacity	✓	
Features	10.6 Gal (40 L) Fuel Capacity	✓	
	VERSA-PRO® Bench Seat with Flip Up Passenger Seats, Underside Hooks and Contoured Bench	✓	
	2" (5 cm) Hitch Receiver and Adjustable Tilt Steering	✓	
	Protection	Integrated Front Steel Bumper, HMWPE Central Skid Plate	
	1 Year Maintenance Free	✓	
Color Options		<div><div></div> Mossy Oak Break-Up Country Camo</div> <div><div></div> White</div>	

\*N/A: Specifications not final at time of printing. Ask a dealer for details or visit can-amoffroad.com.



The weather has never been better: Be ready for any task and forecast with standard air conditioning and heating in the new Defender Limited.

TEMPERATURE CONTROL

Bring your own climate and ride in total comfort. Defender Limited allows you to use every inch of its capability while enjoying its refined, low-noise interior and air conditioning / heating system.

INSULATED CABIN

Engineered to retain heat or cool air inside the cab, without increasing warmth or noise levels from the powertrain for remarkable all-terrain, all-weather comfort.

HANDLES EXTREMES

Work never waits for clear weather—why should you? Get a fully-engineered, dust-free cabin for an environment truly protected during heavy snowfalls, rainfall and heatwaves. In other words: Stay safe and productive no matter how extreme the forecast gets.

DEFENDER LIMITED

WORK COMFORTABLY IN ANY WEATHER.

Defender Limited cab models combine our weathertight cab enclosure with new standard A/C and heating for comfort and safety in harsh climates.





NEW

DEFENDER LIMITED



NEW

DEFENDER MAX LIMITED

KEY FEATURES		DEFENDER LIMITED	
Engines	Rotax V-Twin Engine Options	HD10	HD10
	Horsepower	82 hp	82 hp
	PRO-TORQ Transmission with Quick Response System (QRS), High Air Flow Ventilation and Electronic Drive Belt Protection	✓	✓
	Visco-Lok® QE	✓	✓
	Dynamic Power Steering (DPS)	✓	✓
Suspensions	Arched Double A-Arm / Arched TTA with External Sway Bar	✓	✓
Tires / Wheels	Tires / Wheels	27" Maxxis Bighorn 2.0" Tires / 14" Cast-Aluminum Wheels	27" Maxxis Bighorn 2.0" Tires / 14" Cast-Aluminum Wheels
Dimensions / Capacities	Length / Width / Height	126 x 67 x 79" (319 x 170 x 201 cm)	158 x 67 x 79" (402 x 170 x 201 cm)
	Ground Clearance	12" (30.5 cm)	12" (30.5 cm)
	Cargo Box Capacity	1,000 lb (454 kg) / California only: 600 lb (272.2 kg)	1,000 lb (454 kg) / California only: 600 lb (272.2 kg)
	Estimated Dry Weight*	1,928 lb (874.5 kg)	2,337 lb (1,060 kg)
	Wheelbase	83" (211.5 cm)	115.5" (294 cm)
	Towing Capacity	2,500 lb (1,134 kg)	2,500 lb (1,134 kg)
Features	Payload Capacity	1,200 lb (544 kg)	1,300 lb (590 kg)
	Specific to Package	LED Signature. VERSA-PRO® bench seat with reinforced seat skin featuring Limited trims and adjustable driver seat. 4,500-lb (2,014 kg) winch. XT front bumper. Auto heating and air conditioning (HVAC) climate system. Brake holding mechanism.	
	1 Year Maintenance Free	✓	✓
	Color Options	 Mossy Oak Break-Up Country Camo  Hyper Silver	

BRING THE  
PERFECT  
CLIMATE  
ANYWHERE  
DEFENDER  
CAN GO

STANDARD  
HEATING

A/C

AND CLIMATE  
CONTROL

- COMPLETE COMFORT IN ANY WEATHER CONDITIONS
- MOBILE, DUST-FREE ENVIRONMENT

STANDARD

LED

SIGNATURE  
LIGHTS

- STAY VISIBLE IN ALL WEATHER

STANDARD

4,500

LB WINCH

- ULTIMATE TOOL FOR WORK, HUNTING & RECOVERY

STANDARD

LIMITED

TRIM  
FEATURES

- 'LIMITED' BADGING
- VERSA-PRO BENCH SEATS
- MORE DURABLE SEAT SKINS



## DEFENDER

DO IT ALL, AND THEN SOME.

The toughest, most capable Can-Am ever—exceptional work abilities and adaptable to any use at a price too good to pass up.

## DEFENDER DPS

TAKE THE REINS.

Dynamic Power Steering (DPS) makes for a workhorse that drives well at every turn. Fill the adaptable storage, engage 4WD, and drive the best without stretching your wallet.

## DEFENDER XT

EQUIPPED TO GET IT DONE.

Full exterior protection and factory installed winch plus choice accessories from bumper to bumper—the Defender XT is ready when you are.

## DEFENDER XT CAB

COMPLETELY COVERED.

All-weather cab, factory installed winch, and everything else needed for a true 4-season, futureproof workhorse.



DEFENDER



DEFENDER DPS



DEFENDER XT



DEFENDER XT CAB



DEFENDER MAX





DEFENDER MAX DPS
















DEFENDER MAX XT






DEFENDER MAX XT CAB

Engines	KEY FEATURES		DEFENDER	
	Rotax® V-Twin Engine Options		HD5	HD8
	Horsepower		38 hp	50 hp
	PRO-TORQ Transmission with Quick Response System (QRS), High Air Flow Ventilation and Electronic Drive Belt Protection		N/A	✓
	Rear Differential with Turf Mode and Visco-Lok® QE		N/A	Rear Differential with Turf Mode
Suspensions	Dynamic Power Steering (DPS)		N/A	N/A
	Double A-Arm Front Suspension / TTA Rear Suspension with Sway Bar		✓	✓
Tires / Wheels	Tires / Wheels		25" Maxxis M923J® Tires / 12" Steel Wheels	27" Maxxis M923J® Tires / 12" Steel Wheels
Dimensions / Capacities	Length / Width / Height		121 x 62 x 76" (307.1 x 157.5 x 193 cm)	121 x 62 x 76" (307.1 x 157.5 x 193 cm)
	Ground Clearance		10.5" (26.7 cm)	11" (28 cm)
	1,000 lb (454 kg) Cargo Box Capacity* / 2,500 lb (1,134 kg) Towing Capacity		600 lb / 1,500 lb	✓
	10.6 Gal (40 L) Fuel Capacity		✓	✓
Features	VERSA-PRO® Bench Seat with Flip Up Passenger Seats, Underside Hooks and Contoured Bench		✓	✓
	2" (5 cm) Hitch Receiver and Adjustable Tilt Steering		✓	✓
	Protection		Integrated Front Steel Bumper, HMWPE Central Skid Plate	
	1 Year Maintenance Free		✓	✓
	Available in 6-Passenger Configuration			✓
Color Options (Some color options may not be available in MAX version)				





DEFENDER DPS		
HD5	HD8	HD10
38 hp	50 hp	82 hp
N/A	✓	✓
Visco-Lok® QE	✓	✓
✓	✓	✓
		Arched Double A-Arm Front Suspension / Arched TTA with External Sway Bar
25" Maxxis M923J® Tires / 12" Cast-Aluminum Wheels	27" Maxxis Bighorn 2.0® Tires / 14" Cast-Aluminum Wheels	27" Maxxis Bighorn 2.0® Tires / 14" Cast-Aluminum Wheels
121 x 62 x 76" (307.1 x 157.5 x 193 cm)	121 x 62 x 76" (307.1 x 157.5 x 193 cm)	121 x 64 x 78" (307.1 x 162.5 x 198.1 cm)
10.5" (26.7 cm)	11" (28 cm)	13" (33 cm)
600 lb / 1,500 lb	✓	✓
✓	✓	✓
✓	✓	✓
✓	✓	✓
Integrated Front Steel Bumper, HMWPE Central Skid Plate		
✓	✓	✓
	✓	✓
		
		
		

DEFENDER XT	
HD8	HD10
50 hp	82 hp
✓	✓
✓	✓
✓	✓
	Arched Double A-Arm Front Suspension / Arched TTA with External Sway Bar
✓	
27" Maxxis Bighorn 2.0® Tires / 14" Cast-Aluminum Wheels	27" Maxxis Bighorn 2.0® Tires / 14" Cast-Aluminum Wheels
125.7 x 62 x 78" (319.4 x 157.5 x 198.1 cm)	125.7 x 64 x 80" (319.4 x 162.5 x 203.2 cm)
11" (28 cm)	13" (33 cm)
✓	✓
✓	✓
Reinforced XT Seat Skin	Reinforced XT Seat Skin
✓	✓
XT Front Bumper, HMWPE Full Skid Plate, Full Hard Roof	
✓	✓
✓	✓
	
	
	

DEFENDER XT CAB	
HD8	HD10
50 hp	82 hp
✓	✓
✓	✓
✓	✓
Arched Double A-Arm Front Suspension with Sway Bar / Arched TTA Rear Suspension with Sway Bar	
27" Maxxis Bighorn 2.0® Tires / 14" Cast-Aluminum Wheels	27" Maxxis Bighorn 2.0® Tires / 14" Cast-Aluminum Wheels
122.2 x 65 x 79" (310.5 x 165.1 x 200.6 cm)	122.2 x 65 x 79" (310.5 x 165.1 x 200.6 cm)
12" (30.5 cm)	12" (30.5 cm)
✓	✓
✓	✓
Reinforced XT Seat Skin	Reinforced XT Seat Skin
✓	✓
XT Front Bumper, HMWPE Full Skid Plate, Full Hard Roof with Liner and Interior Dome Light, Full Black Doors with Electric Opening Windows (Electric Opening Windows in front only for MAX model), 3-Position Full Glass Tilt Up Windshield With Wiper/Washer Kit, Rear Glass	
✓	✓
✓	✓
	
	



### COLOR CHART

-  Hyper Silver
-  Green
-  Boreal Green
-  Mossy Oak Break-Up Country Camo



## DEFENDER X mr

FORCE OF NATURE.

Torture-tested to dominate changeable conditions, this workhorse is mud-ready from winch to tail, including snorkeled intakes and Smart-Lok.



DEFENDER X mr



## DEFENDER XT-P

PERFORMANCE THAT WORKS.

Class-leading Rotax HD10 V-Twin engine and numerous factory upgrades—including a roof—to deliver capability without compromising looks or comfort.

## DEFENDER MOSSY OAK EDITION

FOLLOW THE HUNT ANYWHERE.

The Mossy Oak Edition is fully-equipped with rugged bumpers, winch, tires, wheels, and Dynamic Power Steering (DPS).

## DEFENDER MAX LONE STAR

BUILT FOR HIGHER GROUND.

The ultimate Defender MAX, upgraded from top to bottom: 6-person seating, class-leading Rotax HD10 engine, unique interior trim—and tons of factory extras.



DEFENDER MAX X mr



DEFENDER XT-P



DEFENDER MOSSY OAK EDITION



DEFENDER MAX LONE STAR

Engines	KEY FEATURES	DEFENDER X mr
	Rotax® V-Twin Engine Options	HD10
	Horsepower	82 hp
	PRO-TORQ Transmission with Quick Response System (QRS), High Air Flow Ventilation and Electronic Drive Belt Protection	✓
	Rear Differential with Turf Mode and Visco-Lok® QE	Rear Differential with Turf Mode and Smart-Lok
Suspensions	Dynamic Power Steering (DPS)	✓
	Arched Double A-Arm Front Suspension with Sway Bar / Arched TTA with External Sway Bar	✓
Tires / Wheels	Tires / Wheels	30" ITP Cryptid® Tires / 14" Cast-Aluminum wheels
Dimensions / Capacities	Length / Width / Height	129.4 x 64 x 82" (328.6 x 162.5 x 208.3 cm)
	Ground Clearance	15" (38.1 cm)
	1,000 lb (454 kg) Cargo Box Capacity* / 2,500 lb (1,134 kg) Towing Capacity	✓
	10.6 Gal (40 L) Fuel Capacity	✓
Features	VERSA-PRO® Bench Seat with Flip Up Passenger Seats, Underside Hooks and Contoured Bench	Reinforced Seat Skin Featuring X Package Trims
	2" (5 cm) Hitch Receiver and Adjustable Tilt Steering	✓
	Protection	Heavy-Duty Front Steel Bumper, HMWPE Full Skid Plate, Aluminum Rock Sliders, Mudguards
	1 Year Maintenance Free	✓
	Available in 6-Passenger Configuration	✓
	Color Options (Some color options may not be available in MAX version)	

DEFENDER XT-P
HD10
82 hp
✓
✓
✓
27" Maxxis Bighorn 2.0® Tires / 14" Cast-Aluminum Wheels
125.8 x 64 x 80" (319.5 x 162.5 x 203.2 cm)
13" (33 cm)
✓
✓
Reinforced Seat Skin
✓
Heavy-Duty Front Steel Bumper, HMWPE Full Skid Plate, Aluminum Rock Sliders, Full Hard Roof
✓

DEFENDER MOSSY OAK EDITION
HD10
82 hp
✓
Rear Differential with Turf Mode and Smart-Lok
✓
✓
28" Maxxis Bighorn 2.0® Tires / 14" Cast-Aluminum Wheels
129.4 x 65 x 80" (328.6 x 165.1 x 203.1 cm)
13" (33 cm)
✓
✓
Reinforced Vinyl with Two-Tone Stitching
✓
Heavy-Duty Front Steel Bumper, HMWPE Full Skid Plate, Aluminum Rock Sliders, Full Hard Roof
✓

DEFENDER MAX LONE STAR
HD10
82 hp
✓
✓
✓
28" Maxxis Bighorn 2.0® Tires / 14" Cast-Aluminum Wheels
158.9 x 67 x 79.9" (403.6 x 170.2 x 203.1 cm)
13" (33 cm)
✓
✓
Reinforced Seat Skin Featuring LONE STAR Package Trims
✓
Heavy-Duty Front Steel Bumper, HMWPE Full Skid Plate, Two-Piece Full Hard Roof, Aluminum Rock Sliders
✓



### COLOR CHART

- Carbon Black & Platinum Satin
- Mossy Oak Break-Up Country Camo
- Stone Gray
- Iron Gray & Manta Green

BUILT FOR THOSE WHO RIDE TO FEEL ALIVE  
& CONNECTED TO THE LAND.

**can-am**  
MAVERICK X3  
MAVERICK SPORT  
MAVERICK TRAIL  
COMMANDER



**ADAPT YOUR CAN-AM SSV FOR NEARLY  
ANYTHING—THRILL RIDES, CHORES &  
THE HUNT—IN A FEW CLICKS.**

OUR COMPLETE RANGE OF ACCESSORIES IS ONLINE  
— VISIT [CAN-AMOFFROAD.COM](https://can-amoffroad.com) FOR DETAILS

THIS IS HOW  
HIGH WE'VE  
SET THE BAR...  
AGAIN

GET AN INDUSTRY-LEADING  
195 HORSEPOWER OR 172  
PRICED TO THRILL YOU  
[& YOUR WALLET].

**195**

HORSEPOWER

**TURBO RR ENGINE**

- BIGGER TURBO, INTERCOOLER & LESS RESTRICTIVE AIRBOX
- ROTAX<sup>®</sup> MANUFACTURED TURBO & PISTONS

UP TO

**16"**

[41 CM]

GROUND CLEARANCE

- ON 72" [183 CM] X-PACKAGE MODELS

AVAILABLE

**32"**

TIRES

- ON X3 X rc TURBO RR
- AVAILABLE 15" BEADLOCK WHEELS

UP TO

**24"**

[61 CM]

SUSPENSION TRAVEL

- INDUSTRY-LEADING TRAVEL FOR BEST COMFORT, IMPACT ABSORPTION

The X3 wasn't built for leisurely drives in the countryside. It was built to make your eyeballs rattle in your head. From its aggressive future-forward design to its Ergo-Lok<sup>®</sup> cockpit that puts the driver at the heart of the vehicle, it's engineered to feast on any terrain with up to 195 turbocharged horsepower.

**TURBO RR ENGINE**

The new Turbo RR with 195 horsepower is a chart-topper from Day 1 with more durable pistons, larger turbocharger and injectors, a less restrictive airbox, new intercooler and increased cooling capacity.

**NEW SUSPENSION CALIBRATION ON 72" MODELS**

Get up to 16 inches (40.6 cm) of ground clearance, with revised suspension that adds 1 inch (2.5 cm) of clearance to the Maverick X3<sup>®</sup> to stand tall over any challenge or terrain. Adjust the dampers to tune the ride for anywhere you roam.

\*Except Maverick X3 X rc Turbo R

**LOWER ENTRY PRICE**

Without question, you're looking at the highest performance-per-dollar off-road machine—up to 22 inches (55.9 cm) of suspension travel for the Maverick X3 RS, 0-60 mph in 4.4 sec for the Maverick X3 DS, and hundreds of available accessories to create your perfect Maverick X3.

EXPLORE  
MAVERICK X3  
LINEUP

P.22-25



MAVERICK X3

ENTRY TO ANOTHER LEVEL.

Top-level performance, without a sky-high price. More affordable than ever, 120 turbocharged horse-power, race-proven 2- or 4-seat chassis, FOX suspension—and the ride of your life.



MAVERICK X3



MAVERICK X3 MAX

MAVERICK X3 DS

RACE ONLY YOUR PULSE.

The new 64" DS is your blend of more standard features and improved suspension across all terrain—the only corner cut is the price.



MAVERICK X3 DS



MAVERICK X3 MAX DS

MAVERICK X3 RS

WIDE AND WIDE OPEN.

The world's most affordable 72" side-by-side—you don't pay more because it won the Dakar. And Baja. And...what are you waiting for?



MAVERICK X3 RS



MAVERICK X3 MAX RS

MAVERICK X3 X ds

MOVE LIKE A FOX.

Front and rear FOX HPG shocks are serious hardware to help you harness all 195 horses on any terrain, anywhere—and do it all again tomorrow.



MAVERICK X3 X ds



MAVERICK X3 MAX X ds

Engines	KEY FEATURES	
	Rotax <sup>®</sup> Triple-Cylinder Engine Options	Turbo
	Horsepower	120 hp
	Quick Response System (QRS) CVT with High Air Flow	✓
Suspensions	Turbocharged Triple-Cylinder Engine, Liquid Cooled and High-Performance Air Filter	✓
	Selectable 2WD / 4WD with Visco-Lok <sup>®</sup> Front Differential	✓
	High Torque Tri-Mode Dynamic Power Steering (DPS)	✓
	Double A-Arm Front Suspension / 4-Link Torsional Trailing-Arm X (TTX) Rear Suspension with Sway Bar	✓
Tires / Wheels	Front and Rear FOX <sup>®</sup> 2.5 PODIUM Piggyback with QS3 <sup>®</sup> Compression Adjustment Shocks	✓
	Suspension Travel	20" (50.8 cm) / 20" (50.8 cm)
Dimensions	Tires / Wheels	28" Maxxis Bighorn 2.0 <sup>®</sup> Tires / 14" Cast-Aluminum Wheels
	Length / Width / Height	132 x 64 x 65.4" (335.3 x 162.5 x 166.1 cm)
Features	Ground Clearance	14" (35.6 cm)
	200 lb (91 kg) Rack Capacity with LinQ Quick-Attach System	✓
	Dual Phase 980 Steel Cage & Chassis	✓
	RF Digitally Encoded Security System (D.E.S. <sup>™</sup> ) with Start/ Stop button	✓
	Protection	Integrated Front Bumper, Quarter Doors, HMWPE Full Skid Plate, Rear Tow Hook
Available in 4-Passenger Configuration		✓
Color Options		<div><div></div><div></div><div></div><div></div></div>

MAVERICK X3 DS	
Turbo R	
172 hp	
✓	
Integrated Intercooler	
✓	
✓	
✓	
✓	
20" (50.8 cm) / 20" (50.8 cm)	
28" Maxxis Bighorn 2.0 <sup>®</sup> Tires / 14" Cast-Aluminum Wheels	
132 x 64 x 65.4" (335.3 x 162.5 x 166.1 cm)	
14" (35.6 cm)	
✓	
✓	
✓	
Integrated Front Bumper, Quarter Doors, HMWPE Full Skid Plate, Rear Tow Hook	
✓	
<div><div></div><div></div></div>	

MAVERICK X3 RS	
Turbo R	
172 hp	
✓	
Integrated Intercooler	
✓	
✓	
✓	
22" (55.9 cm) / 22" (55.9 cm)	
29" Maxxis Bighorn 2.0 <sup>®</sup> Tires / 14" Cast-Aluminum Wheels	
32 x 72.4 x 68.5" (335.3 x 183.9 x 174 cm)	
15.5" (39.4 cm)	
✓	
✓	
✓	
Integrated Front Bumper, Quarter Doors, HMWPE Full Skid Plate, Rear Tow Hook	
✓	
<div><div></div><div></div></div>	

MAVERICK X3 X ds	
Turbo RR	
195 hp	
✓	
Integrated Intercooler	
Lockable Front Differential with Exclusive Smart-Lok <sup>®</sup> Technology, True 4-Mode Traction System: 2WD / 4WD with Front Diff. Lock / 4WD TRAIL ACTIV / 4WD TRAIL	
✓	
✓	
FOX <sup>®</sup> 2.5 PODIUM RC2 <sup>®</sup> Piggyback	
20" (50.8 cm) / 20" (50.8 cm)	
29" Maxxis Bighorn 2.0 <sup>®</sup> Tires / 14" Cast-Aluminum Beadlock Wheels	
132 x 64 x 65.7" (335.3 x 162.5 x 166.9 cm)	
14" (35.6 cm)	
✓	
✓	
✓	
Integrated Front Bumper, HMWPE Full Skid Plate, Quarter Doors, Rear Tow Hook	
✓	
<div><div></div><div></div><div></div><div></div></div>	



6 months  
limited warranty.  
Up to 30 months  
B.E.S.T. coverage.

COLOR CHART

Can-Am Red

White

Hyper Silver & Can-Am Red

Can-Am Red & White

Phoenix Orange Metallic

Iron Gray & Manta Green

Triple Black



## MAVERICK X3 X rs

BUILT FOR THE VICTORY LAP.

Run at the front of any pack with 195 horsepower, FOX® 3.0 PODIUM RC2¹ with bypass suspension, Smart-Lok differential featuring Trail Activ mode—and up to 4 seats.



MAVERICK X3 X rs



MAVERICK X3 MAX X rs

## MAVERICK X3 X mr

DRIVE THE DEEP END.

Mud-specific Smart-Lok differential, 22" travel suspension, 30" ITP Cryptid¹ tires—and up to 195 horsepower for unmatched performance in muddy terrain.



MAVERICK X3 X mr



NEW

MAVERICK X3 MAX X mr

## MAVERICK X3 X rc

FULL OF ALTITUDE.



Conquer the last mile with rock-specific Smart-Lok differential tuning, upgraded FOX® 3.0 PODIUM RC2¹ with bypass shocks, winch and full protection for whoops and rocky ridges alike.





X rc Turbo RR

MAVERICK X3 X rc

Engines	KEY FEATURES		MAVERICK X3 X rs	
	Rotax Triple-Cylinder Engine Options		Turbo RR	
	Horsepower		195 hp	
	Quick Response System (QRS) CVT with High Air Flow		✓	
	Turbocharged Triple-Cylinder Engine, Liquid Cooled and High-Performance Air Filter		Integrated Intercooler	
Suspensions	Selectable 2WD / 4WD with Visco-Lok¹ Front Differential		Lockable Front Differential with Exclusive Smart-Lok® Technology, True 4-Mode Traction System: 2WD / 4WD with Front Diff. Lock / 4WD TRAIL ACTIV / 4WD TRAIL	
	High Torque Tri-Mode Dynamic Power Steering (DPS)		✓	
	Double A-Arm Front Suspension / 4-Link Torsional Trailing-Arm X (TTX) Rear Suspension with Sway Bar		✓	
	Front and Rear FOX® 2.5 PODIUM Piggyback with QS3¹ Compression Adjustment Shocks		FOX® 2.5 PODIUM RC2¹ Piggyback with Bypass / FOX® 3.0 PODIUM RC2¹ Piggyback with Bypass	
	Suspension Travel		22" (55.9 cm) / 24" (61 cm)	
Tires / Wheels	Tires / Wheels		30" Maxxis Bighorn 2.0¹ Tires / 14" Cast-Aluminum Wheels	
Dimensions	Length / Width / Height		132 x 72.7 x 68.5" (335.3 x 184.7 x 174 cm)	
	Ground Clearance		16" (40.6 cm)	
Features	200 lb (91 kg) Rack Capacity with LinQ Quick-Attach System		✓	
	Dual Phase 980 Steel Cage & Chassis		✓	
	RF Digitally Encoded Security System (D.E.S.S.™) with Start/ Stop button		✓	
	Protection		Integrated Front Bumper, Heavy-Duty HMWPE Full Skid Plate, Quarter Doors, Full Roof, 4-Point Harness with Shoulder Pads, Rear Tow Hook	
Available in 4-Passenger Configuration			✓	
Color Options			<div><div></div><div></div><div></div><div></div></div>	

MAVERICK X3 X mr	
Turbo	Turbo RR
120 hp	195 hp
Strategically Positioned CVT Air Intake / Exhaust and Engine Air Intake	Strategically Positioned CVT Air Intake / Exhaust and Engine Air Intake
✓	Integrated Intercooler
Lockable Front Differential with Exclusive Smart-Lok* Technology, True 4-Mode Traction System: 2WD / 4WD with Front Diff. Lock / 4WD MUD / 4WD TRAIL	
✓	✓
Arched Double A-Arm Front Suspension with Sway Bar	Arched Double A-Arm Front Suspension with Sway Bar
✓	✓
18" (45.7 cm) / 18" (45.7 cm)	22" (55.9 cm) / 22" (55.9 cm)
30" ITP Cryptid <sup>1</sup> Tires / 14" Cast-Aluminum with Machined Finish	30" ITP Cryptid <sup>1</sup> Tires / 14" Cast-Aluminum Beadlock Wheels
133 x 66.7 x 66.1" (337.8 x 169.4 x 167.9 cm)	132.3 x 74.2 x 68" (336 x 188.5 x 172.7 cm)
14" (35.6 cm)	16" (40.6 cm)
✓	✓
✓	✓
✓	✓
Front Bumper, HMWPE Full Skid Plate, Half Doors, Front and Rear Tow Hooks	Front Bumper, HMWPE Full Skid Plate, Half Doors, Front and Rear Tow Hooks
	✓
	

MAVERICK X3 X rc	
Turbo	Turbo RR
120 hp	195 hp
✓	✓
✓	Integrated Intercooler
Lockable Front Differential with Exclusive Smart-Lok® Technology, True 4-Mode Traction System: 2WD / 4WD with Front Diff. Lock / 4WD ROCK / 4WD TRAIL	
✓	✓
Arched Double A-Arm Front Suspension with Sway Bar	Trophy Truck Inspired Arched Double A-Arm with Sway Bar
✓	FOX® 2.5 PODIUM RC2¹ Piggyback with Bypass / FOX® 3.0 PODIUM RC2¹ Remote Reservoir with Bypass
18" (45.7 cm) / 18" (45.7 cm)	22" (55.9 cm) / 24" (61 cm)
30" Maxxis Liberty¹ Tires / 14" Cast-Aluminum Wheels	32" Maxxis Liberty¹ Tires / 15" Cast-Aluminum Beadlock Wheels
133 x 65.6 x 66" (337.8 x 166.6 x 167.6 cm)	134.5 x 72.8 x 68.5" (341.6 x 184.9 x 174 cm)
14" (35.6 cm)	16" (40.6 cm)
✓	✓
✓	✓
✓	✓
Front Bumper, Quarter Doors, UHMWPE Rock Sliders, HMWPE Skidplates: Full Heavy-Duty with Differential / Under Bumper / Front and Rear Suspension Arm, Rear Tow Hook	Front Bumper, Half Doors, Aluminum Roof, Intrusion Bar, 4-Point Harness with Shoulder Pads, UHMWPE Rock Sliders, HMWPE skidplates: Full Heavy-Duty with Differential / Under Bumper / Front and Rear Suspension Arm, Rear Tow Hook
N/A	N/A
	



Up to 30 months  
B.E.S.T. coverage.

### COLOR CHART

- Hyper Silver, Intense Blue & Manta Green
- Gold, Can-Am Red, Hyper Silver
- Triple Black
- Iron Gray & Manta Green
- Carbon Black & Orange

**can-am**  
MAVERICK SPORT



**NEW MAVERICK SPORT X xc**

**ADVENTURE THAT TRAILS  
NOTHING: THE SHARPEST,  
FASTEST, MOST BALANCED  
MAVERICK SPORT EVER.**

ENGINEERED  
FOR BIGGER  
AND BETTER  
ADVENTURES

AVAILABLE IN  
**50-64"**  
[127 TO 163 CM]  
VEHICLE WIDTH

• FROM 50" [127 CM] TRAIL  
MODELS TO 64" [163 CM]  
PERFORMANCE

UP TO  
**100**  
HORSEPOWER

• CHOOSE FROM  
ROTAX® 800 [51 HP],  
1000 [75 HP],  
1000R [100 HP]

UP TO  
**14<sup>.75</sup>"**  
[37 CM]  
SUSPENSION TRAVEL

• BEST COMFORT  
AND IMPACT  
ABSORPTION

**can-am**  
MAVERICK TRAIL



You're looking at the latest Can-Am engineering and design, packed into a family of true go-anywhere Mavericks: the Maverick Trail and Maverick Sport. Available in three widths from a trail-ready 50 inches wide, with three Rotax® engines up to 100 horsepower to choose from. Go from the trails, to the desert, to rocks...all in the same ride.

26 CAN-AM MAVERICK SPORT & TRAIL

**DARING**

When you put Can-Am DNA into a 60-64" (152.4-162.6 cm) frame, you don't just get a Maverick Sport, you get a way of life. Total power, precision, and an unmatched ability to make difficult terrain more comfortable and enjoyable.

**PRECISE**

Precision is a word that gets tossed around a lot. It's why you can put the Maverick Trail or Sport exactly where you want it—with a longer wheelbase than the competition and sport-tuned suspension, precision is exactly what you get. You point, it goes.

**CONFIDENT**

Stability, capability, drivability... they're all the building blocks of confidence. It's what you want in a vehicle, so it's precisely what we put into the Maverick Sport.

CAN-AM MAVERICK SPORT & TRAIL 27

EXPLORE  
MAVERICK  
SPORT  
LINEUP

P.28-30



MAVERICK SPORT

THE NEW 60" (153 CM) STANDARD.

Any terrain, any time: Maverick Sport brings thrills to a 60" (153 cm) side-by-side vehicle that'll ride for a year before needing maintenance. It's that good.

MAVERICK SPORT DPS

JUST WHEEL IT.

Up to 100 horsepower, with Dynamic Power Steering (DPS) to rein it all" Steep climbs, straight blasts, and stunning views—what's first?



MAVERICK SPORT X rc

UP AND OVER IT.

Conquer the last mile with capability to spare: 100 horsepower, Smart-Lok active front differential and 64" (163 cm) wide stance built to climb.

MAVERICK SPORT X mr

FUN FOR THE DEPTHS.

Haul through the mud: 100 horsepower, Smart-Lok, and 64" (163 cm) wide high-clearance suspension—your keys to ruling muddy, changeable terrain.



6 months  
limited warranty.  
Up to 30 months  
B.E.S.T. coverage.

FLIP THE PAGE  
and see the ALL-NEW  
Maverick Sport X xc

Engines	KEY FEATURES	MAVERICK SPORT	
	Rotax® V-Twin Engine Options	1000	
	Horsepower	75 hp	
	Quick Response System (QRS), High Air Flow Ventilation and Electronic Drive Belt Protection	✓	
	Selectable 2WD / 4WD with Visco-Lok® QE Front Differential	✓	
Suspensions	Dynamic Power Steering (DPS)	N/A	
	Double A-Arm Front Suspension / TTA Rear Suspension with Sway Bar	✓	
	Front and Rear FOX® 2.0 PODIUM Shocks	✓	
	Suspension Travel	11.5" (29.2 cm) / 12" (30.5 cm)	
	Tires / Wheels	27" Maxxis Bighorn 2.0¹ Tires / 12" Cast-Aluminum Wheels	
Dimensions	Length / Width / Height	119 x 60 x 71.1" (302.2 x 152.4 x 180.6 cm)	
	Ground Clearance	12" (30.5 cm)	
	300 lb (136 kg) Cargo Box Capacity / 1,500 lb (680 kg) Towing Capacity	✓	
Features	Electronic Hill Descent Control	✓	
	2" (5 cm) Hitch Receiver	✓	
	Protection	Integrated Front Steel Bumper, Premium Half Doors, Injected Full Skid Plates, Mudguards	
	Available in 4-Passenger Configuration	N/A	
	Color Options	<div></div>	

MAVERICK SPORT DPS		
	1000	1000R
	75 hp	100 hp
	✓	✓
	✓	✓
	✓	✓
	✓	✓
	✓	✓
	FOX® 2.5 Piggyback with QS3¹ Compression Adjustment (MAX model only)	
	11.5" (29.2 cm) / 12" (30.5 cm)	11.5" (29.2 cm) / 12" (30.5 cm)
	27" Maxxis Bighorn 2.0¹ Tires / 12" Cast-Aluminum Wheels	27" Maxxis Bighorn 2.0¹ Tires / 12" Cast-Aluminum Wheels
	119 x 60 x 71.1" (302.2 x 152.4 x 180.6 cm)	119 x 60 x 71.1" (302.2 x 152.4 x 180.6 cm)
	12" (30.5 cm)	12" (30.5 cm)
	✓	✓
	✓	✓
	✓	✓
	Integrated Front Steel Bumper, Premium Half Doors, Full Skid Plates, Mudguards	Integrated Front Steel Bumper, Premium Half Doors, Full Skid Plates, Mudguards
	N/A	✓
	<div></div>	<div><div></div><div></div></div>

MAVERICK SPORT X rc	
	1000R
	100 hp
	✓
	Lockable Front Differential with Exclusive Smart-Lok® Technology, True 4-Mode Traction System: 2WD / 4WD with Front Diff. Lock / 4WD ROCK / 4WD TRAIL
	✓
	Arched Double A-Arm Front Suspension / Arched TTA with Sway Bar Rear Suspension
	FOX® 2.5 Piggyback with QS3¹ Compression Adjustment
	14.75" (37.5 cm) / 14.75" (37.5 cm)
	30" Maxxis Liberty¹ Tires / 14" Cast-Aluminum Wheels
	122 x 64 x 74.25" (309.8 x 162.6 x 188.6 cm)
	15" (38.1 cm)
	✓
	✓
	✓
	Integrated Front Steel Bumper, Rear Sport Bumper, Premium Half Doors, Mudguards, Front Tow Hook, Full Skid Plate, UHMWPE Rock Sliders, HMWPE Skid Plates: Differential and Front Skid Plate / Front and Rear Suspension Arm
	N/A
	<div><div></div><div></div></div>

MAVERICK SPORT X mr	
	1000R
	100 hp
	Strategically positioned CVT air intakes and exhaust. Lower gearing ratio and Electronic Drive Belt Protection
	Lockable Front Differential with Exclusive Smart-Lok® Technology, True 4-Mode Traction System: 2WD / 4WD with Front Diff. Lock / 4WD MUD / 4WD TRAIL
	✓
	Arched Double A-Arm Front Suspension / Arched TTA with Sway Bar Rear Suspension
	FOX® 2.5 Piggyback with QS3¹ Compression Adjustment
	14.75" (37.5 cm) / 14.75" (37.5 cm)
	30" ITP¹ Cryptid¹ Tires / 14" Cast-Aluminum Wheels
	122 x 64 x 74.25" (309.8 x 162.6 x 188.6 cm)
	15" (38.1 cm)
	✓
	✓
	✓
	Integrated Front Steel Bumper, Premium Half Doors, Injected Full Skid Plates, Mudguards, Fender Flare Extensions, Front Tow Hook
	N/A
	<div><div></div><div></div></div>

COLOR CHART

- White
- Can-Am Red
- Triple Black
- Carbon Black & Orange
- Iron Gray & Manta Green



6 months  
limited warranty.  
Up to 30 months  
B.E.S.T. coverage.

## MAVERICK SPORT X xc

TRAIL NOTHING.

Your balanced blend of trail thrills and weekend-long comfort is here: 100 hp, Smart-Lok, and complete balance with FOX<sup>†</sup> 2.5 PODIUM shocks with QS3<sup>†</sup> compression adjustment.



## EXPLORE MAVERICK TRAIL LINEUP



## MAVERICK TRAIL

GREAT ADVENTURES AHEAD.

Built 50" (127 cm) wide and capable of going as far as you can: The most comfortable, agile, and adaptable Can-Am ever.

## MAVERICK TRAIL DPS

TURN BY TURN.

Torque-rich Rotax<sup>†</sup> power and confidence-inspiring Dynamic Power Steering (DPS) ensure complete control, comfort and capability beyond its 50" (127 cm) stance.



NEW




MAVERICK SPORT X xc









MAVERICK TRAIL



MAVERICK TRAIL DPS

KEY FEATURES		MAVERICK SPORT X xc	
Engines	Rotax V-Twin Engine Options	1000R	
	Horsepower	100 hp	
	Quick Response System (QRS), High Air Flow Ventilation and Electronic Drive Belt Protection	✓	
	Selectable 2WD / 4WD with Visco-Lok <sup>†</sup> Front Differential	Lockable Front Differential with Exclusive Smart-Lok <sup>™</sup> Technology, True 4-Mode Traction System: 2WD / 4WD with Front Diff. Lock / 4WD TRAIL ACTIV / 4WD TRAIL	
Suspensions	Dynamic Power Steering (DPS)	✓	
	Double A-Arm Front Suspension / TTA Rear Suspension with Sway Bar	Arched Double A-Arm Suspension / Arched TTA with Sway Bar	
	Front and Rear FOX <sup>†</sup> 2.0 PODIUM Shocks	FOX <sup>†</sup> 2.5 PODIUM Piggyback with QS3 <sup>†</sup> Compression Adjustment	
	Suspension Travel	14.75" (37.5 cm) / 14.75" (37.5 cm)	
Tires / Wheels	Tires / Wheels	29" Maxxis Bighorn 2.0 <sup>†</sup> Tires / 14" Cast-Aluminum Beadlock Wheels	
Dimensions	Length / Width / Height	122 x 64 x 74.25" (309.8 x 162.6 x 188.6 cm)	
	Ground Clearance	15" (38.1 cm)	
	300 lb (136 kg) Cargo Box Capacity / 1,500 lb (680 kg) Towing Capacity	✓	
	Electronic Hill Descent Control	✓	
Features	2" (5 cm) Hitch Receiver	✓	
	Protection	Integrated Front Steel Bumper, Rear Sport Bumper, Premium Half Doors, Full Skid Plate, Mudguards	
	Available in 4-Passenger Configuration	N/A	
	Color Options	   Triple Black, Hyper Silver & Can-Am Red	

KEY FEATURES		MAVERICK TRAIL	
Engines	Rotax V-Twin Engine Options	800	1000
	Horsepower	51 hp	75 hp
	Quick Response System (QRS), High Air Flow Ventilation and Electronic Drive Belt Protection	✓	✓
	Selectable 2WD / 4WD with Visco-Lok <sup>†</sup> Front Differential	✓	✓
Suspensions	Dynamic Power Steering (DPS)	N/A	N/A
	Double A-Arm Front Suspension / TTA Rear Suspension with Sway Bar	✓	✓
	Front and Rear Twin Tube Gas Charged Shocks	✓	✓
	Suspension Travel	10" (25.4 cm) / 10.5" (26.7 cm)	10" (25.4 cm) / 10.5" (26.7 cm)
Tires / Wheels	Tires / Wheels	26" Carlisle <sup>†</sup> ACT Tires / 12" Steel Wheels	26" Carlisle <sup>†</sup> ACT Tires / 12" Steel Wheels
Dimensions	Length / Width / Height	118 x 50 x 69" (300.5 x 127 x 175.3 cm)	118 x 50 x 69" (300.5 x 127 x 175.3 cm)
	Ground Clearance	10" (25.4 cm)	10" (25.4 cm)
	300 lb (136 kg) Cargo Box Capacity / 1,500 lb (680 kg) Towing Capacity	✓	✓
	Electronic Hill Descent Control	✓	✓
Features	2" (5 cm) Hitch Receiver and Adjustable Tilt Steering	✓	✓
	Protection	Integrated Front Steel Bumper, Full Skid Plate	Integrated Front Steel Bumper, Half Doors, Full Skid Plate
	Color Options	 White	 White

MAVERICK TRAIL DPS	
800	1000
51 hp	75 hp
✓	✓
✓	✓
✓	✓
✓	✓
10" (25.4 cm) / 10.5" (26.7 cm)	10" (25.4 cm) / 10.5" (26.7 cm)
26" Carlisle <sup>†</sup> ACT Tires / 12" Cast-Aluminum Wheels	26" Carlisle <sup>†</sup> ACT Tires / 12" Cast-Aluminum Wheels
118 x 50 x 69" (300.5 x 127 x 175.3 cm)	118 x 50 x 69" (300.5 x 127 x 175.3 cm)
10" (25.4 cm)	10" (25.4 cm)
✓	✓
✓	✓
✓	✓
Integrated Front Steel Bumper, Full Skid Plate	Integrated Front Steel Bumper, Half Doors, Full Skid Plate
 Can-Am Red	 Can-Am Red
	 Triple Black
	 Mossy Oak Break-Up Country Camo

# can-am<sup>®</sup>

## COMMANDER

Everything you need in a side-by-side, and then some: The Commander combines proven power and capability for off-road rides that go as far as you'll let them. In 2- or 4-rider versions, it's ready to earn your respect—without breaking a sweat.



### COMMANDER

#### RIDE ANYWHERE WITH CONFIDENCE.

The essential off-road experience starts here, with everything you need to tackle chores, trail rides, and weekend adventures.



COMMANDER

Engines	KEY FEATURES		COMMANDER	
	Rotax <sup>®</sup> V-Twin Engine Options		800R	
	Horsepower		71 hp	
	Selectable 2WD / 4WD with Visco-Lok <sup>®</sup> Front Differential		✓	
Suspensions	Tri-Mode Dynamic Power Steering (DPS)		N/A	
	Double A-Arm Front Suspension / TTI Rear Suspension with Sway Bar		✓	
	Front and Rear Twin Tube Gas Charged Shocks		✓	
Tires / Wheels	Tires / Wheels		27" Maxxis Bighorn 2.0 <sup>®</sup> Tires / 12" Steel Wheels	
Dimensions	Length / Width / Height		118.3 x 58.6 x 72" (300.4 x 148.9 x 182.9 cm)	
	Ground Clearance		11" (28 cm)	
	600 lb (272 kg) Dual Level Cargo Box Capacity / 1,500 lb (680 kg) Towing Capacity		✓	
	10 Gal (37.8 L) Fuel Capacity		✓	
Features	Anti-Theft System (D.E.S.S.)		✓	
	Protection		N/A	
	Available in 4-Passenger Configuration		N/A	
	Color Options		<div></div>	

### COMMANDER DPS

#### STEER DOWN THE RIGHT PATH.

Tri-Mode Dynamic Power Steering (DPS) is what sets this model apart, with added comfort and control—especially in tight turns and on rough terrain.



COMMANDER DPS



COMMANDER MAX DPS

COMMANDER DPS			
800R	1000R		
71 hp	92 hp		
Visco-Lok <sup>®</sup> QE	Visco-Lok <sup>®</sup> QE		
✓	✓		
✓	✓		
✓	✓		
27" Maxxis Bighorn 2.0 <sup>®</sup> / 14" Cast-Aluminum Wheels	27" Maxxis Bighorn 2.0 <sup>®</sup> / 14" Cast-Aluminum Wheels		
118.3 x 61.2 x 72" (300.4 x 155.6 x 182.9 cm)	118.3 x 61.2 x 72" (300.4 x 155.6 x 182.9 cm)		
11" (28 cm)	11" (28 cm)		
✓	✓		
✓	✓		
✓	✓		
N/A	N/A		
✓	N/A		

### COMMANDER XT

#### WELL EQUIPPED FROM DAY 1.

The right features, power, and price—the Commander XT has a best-in-class engine, versatile dual level cargo box, and all-day rider comfort as standard.



COMMANDER XT



COMMANDER MAX XT

COMMANDER XT			
800R	1000R		
71 hp	92 hp		
Visco-Lok <sup>®</sup> QE	Visco-Lok <sup>®</sup> QE		
✓	✓		
✓	✓		
✓	✓		
27" Maxxis Bighorn 2.0 <sup>®</sup> / 14" Cast-Aluminum Wheels	27" Maxxis Bighorn 2.0 <sup>®</sup> / 14" Cast-Aluminum Wheels		
120.2 x 62.5 x 72" (305.4 x 158.8 x 182.9 cm)	120.2 x 62.5 x 72" (305.4 x 158.8 x 182.9 cm)		
11" (28 cm)	11" (28 cm)		
✓	✓		
✓	✓		
✓	✓		
Heavy-Duty Front Bumper, Mudguards, Bed Rails	Heavy-Duty Front Bumper, Mudguards, Bed Rails		
N/A	✓		

### COMMANDER LIMITED

#### LOADED WITH POTENTIAL.

From its powerful Rotax engine to adjustable FOX<sup>®</sup> 2.0 PODIUM QS3<sup>®</sup> shocks and full suite of standard features, the only thing limited is your free time.



COMMANDER LIMITED



COMMANDER MAX LIMITED

COMMANDER LIMITED			
1000R			
92 hp			
Visco-Lok <sup>®</sup> QE			
✓			
✓			
FOX <sup>®</sup> 2.0 PODIUM Piggyback with QS3 <sup>®</sup> Compression Adjustment			
27" Maxxis Bighorn 2.0 <sup>®</sup> / 14" Cast-Aluminum with Machined Finish Wheels			
120.2 x 62.5 x 72" (305.4 x 158.8 x 182.9 cm)			
11" (28 cm)			
✓			
✓			
✓			
Heavy-Duty Front Bumper, Mudguards, Bed Rails, Half Windshield, Rear Net, Two-Piece Full Hard Roof			
✓			



6 months limited warranty. Up to 30 months B.E.S.T. coverage.

#### COLOR CHART

- White
- Green
- Carbon Black & Octane Blue
- Boreal Green
- Mossy Oak Break-Up Country Camo
- Stone Gray

DESIGNED FROM THE RIDER DOWN TO SEE,  
DO, & CHALLENGE ANYTHING OFF-ROAD.

ATV

OUTLANDER 450/570  
OUTLANDER  
RENEGADE  
DS



EVERY CAN-AM ATV IS READY FOR  
ANYTHING. GO ONLINE TO SEE EVERY  
WORK, PLAY & HUNTING UPGRADE.

OUR COMPLETE RANGE OF ACCESSORIES IS ONLINE  
— VISIT [CAN-AMOFFROAD.COM](https://can-amoffroad.com) FOR DETAILS



EVERYDAY  
EFFICIENT  
PERFORMANCE  
THAT NEVER  
SKIPS A BEAT

UP TO  
**48**  
HORSEPOWER

- EFFICIENT, HARDWORKING ROTAX® ENGINES WITH 38 (450) OR 48 (570) HORSEPOWER

**1,300** lb  
TOWING CAPACITY

- CAPABLE OF TOWING 1,300 LB (590 KG), FOR HAULING WITH EASE

**360** lb  
RACK CAPACITY

- STEEL RACKS WITH LINO QUICK-ATTACH SYSTEM FOR ACCESSORIES
- COMBINED 360 LB (163 KG) RACK CAPACITY (FRONT: 120 LB (54 KG), REAR: 240 LB (109 KG))

EXPLORE  
OUTLANDER  
450/570  
LINEUP  
P.37-39



OUTLANDER



OUTLANDER MAX



OUTLANDER DPS



OUTLANDER MAX DPS

You're looking at one of the toughest and most robust ATVs on the market. The Outlander 450/570 is proven to deliver when adventure's around the corner, the job gets harder than expected, or the hunt is calling. Get big abilities—and class-leading power—no matter which Rotax® engine you choose.

TOUGH

Tough and reliable, the Can-Am Outlander 450/570 is a workhorse that's just as durable as you are and can be outfitted for nearly any use.

CAPABLE

Enjoy the confidence that comes with a heavy-duty vehicle capable of keeping up with your toughest days and delivering an enjoyable ride, every time.







DESIGN

Outlander is distinctly built from the rider down, from its controls to the seating position and chassis layout optimized for all-day comfort.

KEY FEATURES

	450	570	
	Single Cylinder	V-Twin	
Engines	Horsepower	38 hp	48 hp
	Selectable 2WD / 4WD with Visco-Lok <sup>†</sup> Front Differential	✓	✓
	Tri-Mode Dynamic Power Steering (DPS)	N/A	N/A
Suspensions	Double A-Arm Front Suspension / Torsional Trailing Arm Independent (TTI) Rear Suspension	✓	✓
	Shocks	Oil	Oil
Tires / Wheels	25" Carlisle <sup>®</sup> Trail Wolf Tires / 12" Steel Wheels	25" Carlisle <sup>®</sup> Trail Wolf Tires / 12" Steel Wheels	
Dimensions / Capacities	Length / Width / Height*	83 x 46 x 49" (211 x 116.8 x 124 cm)	83 x 46 x 49" (211 x 116.8 x 124 cm)
	Rack Capacity: Front 120 lb (54.4 kg) Rear 240 lb (109 kg)	✓	✓
	1,300 lb (590 kg) Towing Capacity	✓	✓
Features	Winch	Prewired	Prewired
	Protection	N/A	N/A
	Color Options	<div><div></div>Viper Red</div> <div><div></div>Green</div>	<div><div></div>Viper Red</div> <div><div></div>Green</div>

\*For 1-up only

OUTLANDER DPS			
450		570	
Single Cylinder		V-Twin	
38 hp		48 hp	
Visco-Lok <sup>®</sup> QE		Visco-Lok <sup>®</sup> QE	
✓		✓	
✓		✓	
Oil		Oil	
25" Carlisle <sup>®</sup> Trail Wolf Tires / 12" Steel Wheels		25" Carlisle <sup>®</sup> Trail Wolf Tires / 12" Steel Wheels	
83 x 46 x 49" (211 x 116.8 x 124 cm)		83 x 46 x 49" (211 x 116.8 x 124 cm)	
✓		✓	
✓		✓	
Prewired		Prewired	
N/A		N/A	
 Green		 Green	
 Orange		 Orange	
 Mossy Oak Break-Up Country Camo		 Mossy Oak Break-Up Country Camo	



## OUTLANDER XT

EQUIPPED FOR JUST ABOUT EVERYTHING.

From its improved exterior protection features to factory installed winch and wind deflector, the XT leaves nothing to chance.



OUTLANDER XT



OUTLANDER MAX XT

Engines	KEY FEATURES	OUTLANDER XT	
	Rotax <sup>1</sup> Engine Options	570 V-Twin	
	Horsepower	48 hp	
	Selectable 2WD / 4WD with Visco-Lok <sup>1</sup> Front Differential	Visco-Lok <sup>1</sup> QE	
	Tri-Mode Dynamic Power Steering (DPS)	✓	
Suspensions	Double A-Arm Front Suspension / Torsional Trailing Arm Independent (TTI) Rear Suspension	✓	
	Shocks	Oil	
Tires / Wheels	Tires / Wheels	25" Maxxis Tires / 12" Cast-Aluminum Wheels	
Dimensions / Capacities	Length / Width / Height*	83 x 46 x 49" (211 x 116.8 x 124 cm)	
	Rack Capacity: Front 120 lb (54.4 kg) Rear 240 lb (109 kg)	✓	
	1,300 lb (590 kg) Towing Capacity	✓	
Features	Winch	3,000 lb (1,361 kg) WARN <sup>1</sup> Winch with Roller Fairlead	
	Bumpers	Heavy-Duty Front and Rear Bumpers	
	Protection	Handlebar Wind Deflectors	
	Color Options	<div><div></div><div></div><div></div></div>	

\*For 1-up only



## OUTLANDER MOSSY OAK EDITION

ANSWER THE CALL.

We take hunting as seriously as you do: 6-ply tires, aluminum skid plates, and heavy-duty bumpers for the roughest excursions and terrain.



OUTLANDER MOSSY OAK EDITION

OUTLANDER MOSSY OAK EDITION	
450 Single Cylinder	570 V-Twin
38 hp	48 hp
Visco-Lok <sup>1</sup> QE	Visco-Lok <sup>1</sup> QE
✓	✓
✓	✓
Oil	Oil
26" Carlisle ACT HD Tires / 12" Cast-Aluminum Wheels	26" Carlisle ACT HD Tires / 12" Cast-Aluminum Wheels
83 x 46 x 49" (211 x 116.8 x 124 cm)	83 x 46 x 49" (211 x 116.8 x 124 cm)
✓	✓
✓	✓
3,000 lb (1,361 kg) WARN <sup>1</sup> Winch with Roller Fairlead	3,000 lb (1,361 kg) WARN <sup>1</sup> Winch with Roller Fairlead
Heavy-Duty Front and Rear Bumpers	Heavy-Duty Front and Rear Bumpers
Front, Central and Footwell Aluminum Skid Plates, Aluminum A-Arm Protectors, Heated Grips and Throttle, Handlebar Wind Deflectors	Front, Central and Footwell Aluminum Skid Plates, Aluminum A-Arm Protectors, Heated Grips and Throttle, Handlebar Wind Deflectors

## OUTLANDER X mr

MUD-READY CONTENDER.

Challenge the deep mud holes and move across soupy terrain with standard snorkel, relocated radiator, sturdy bumpers, and mud-specific tires.



OUTLANDER X mr

OUTLANDER X mr	
570 V-Twin	450 Single Cylinder
48 hp	38 hp
Visco-Lok <sup>1</sup> QE	Visco-Lok <sup>1</sup> QE
✓	✓
✓	✓
Oil	Oil
28" ITP Mega Mayhem Tires / 12" Cast-Aluminum Wheels	26" Carlisle <sup>1</sup> ACT HD Tires / 12" Cast-Aluminum Wheels
83 x 46 x 49" (211 x 116.8 x 124 cm)	118 x 46 x 57" (300 x 117 x 145 cm)
Rear only : 240 lb (109 kg)	Front: 120 lb (54.4 kg) / Rear: 350 lb (159kg)
✓	1,650 lb (750 kg)
Prewired	Prewired
Heavy-Duty Front Bumper	
Mud-Riding Footrests	Central Skid Plate

## OUTLANDER MAX 6X6 DPS

EXPLORE NEW LIMITS.

Six total drive wheels equal ultimate traction, everywhere. Low 'L' gear for challenging terrain, flat bed and extenders to carry a huge amount of gear.



OUTLANDER MAX 6X6 DPS

OUTLANDER 6X6 MAX DPS	
450 Single Cylinder	570 V-Twin
38 hp	48 hp
Visco-Lok <sup>1</sup> QE	Visco-Lok <sup>1</sup> QE
✓	✓
✓	✓
Oil	Oil
26" Carlisle <sup>1</sup> ACT HD Tires / 12" Cast-Aluminum Wheels	28" ITP Mega Mayhem Tires / 12" Cast-Aluminum Wheels
118 x 46 x 57" (300 x 117 x 145 cm)	83 x 46 x 49" (211 x 116.8 x 124 cm)
Front: 120 lb (54.4 kg) / Rear: 350 lb (159kg)	Rear only : 240 lb (109 kg)
1,650 lb (750 kg)	✓
Prewired	Prewired
	Heavy-Duty Front Bumper
Central Skid Plate	Mud-Riding Footrests



## COLOR CHART

- Iron Gray & Octane Blue
- Hyper Silver
- Mossy Oak Break-Up Country Camo
- Granite Gray, Black & Manta Green
- Green

REDESIGNED  
TO BE THE BEST,  
FROM THE  
RIDER DOWN

**48"**

WIDE STANCE

• 2" (5.1 CM) ADDED  
WIDTH FOR BEST  
STABILITY

UP TO

**91**

HORSEPOWER

**NEW ROTAX®  
1000R ENGINE**

• MOST POWERFUL  
ATV ENGINE  
ON THE MARKET  
• ADAPTABLE  
RIDING MODES

**1,650<sup>lb</sup>**

[750KG]  
TOWING CAPACITY

• 10% MORE THAN  
THE COMPETITION  
• TOW & HAUL  
WITH CAPABILITY  
TO SPARE

The Outlander lineup is as diverse as riders like you. Any Outlander has the chops to take you farther than ever, but each model and package is geared to return even better capability: For hauling, mud riding, hunting, trails, and anywhere in between.

### NEW SIDE PANELS

We examined and inspected every part to see if it could improve rider comfort, including the side panels, which are new this year to provide less heat soak, better engine ventilation, and noise isolation.

### HORSEPOWER LEADERS

Cross shop any Outlander with the competition and you'll notice: We always have the most power. That's not a boast, that's engineering and design. It's power with reliability and ease-of-maintenance; a truly enjoyable ride with an unmistakable soundtrack.

### ADAPTABLE RIDING MODES

Standard on all 850 and 1000R engines, Intelligent Throttle Control (ITC) is what makes the Outlander and its Rotax® engine so responsive and useful day-to-day. With adaptable riding modes, the ITC throttle-by-wire system ensures smooth power delivery via precise control.

EXPLORE  
OUTLANDER  
LINEUP

P.42-47



OUTLANDER

PERFORMANCE BEYOND ITS PRICE.

The most capable Outlander ever, with wider stance, better handling and class-leading power for jobs and thrilling rides alike.

OUTLANDER DPS

HANDLE THE WORST WITH EASE.

Dynamic Power Steering (DPS) improves comfort and steering feel everywhere—from tight turns on delicate turf to challenging trails.

OUTLANDER XT

THE EXTRAS COME STANDARD.

More exterior protection, upgraded bumpers and winch ensure it's factory-fit for your next adventure.

OUTLANDER NORTH EDITION

MADE TO MASTER COLD CLIMATES.

Work or play in the worst of winter with a windshield, grips, factory installed winch, and 'L' low gearing ideal for plowing.



OUTLANDER



OUTLANDER DPS



OUTLANDER MAX DPS



OUTLANDER XT



OUTLANDER MAX XT



OUTLANDER NORTH EDITION



OUTLANDER MAX  
NORTH EDITION



KEY FEATURES		
Engines	Rotax <sup>®</sup> Engine Options	650 V-Twin850 V-Twin
	Horsepower	62 hp78 hp
	Selectable 2WD / 4WD with Visco-Lok <sup>®</sup> Front Differential	✓✓
	Tri-Mode Dynamic Power Steering (DPS)	N/AN/A
Suspensions	Arched Double A-Arm Front Suspension with Sway Bar / Torsional Trailing Arm Independent (TTI) Rear Suspension	✓✓
	Shocks	OilOil
Tires / Wheels	Tires / Wheels	26" Carlisle <sup>®</sup> ACT Radial Tires / 12" Steel Wheels26" Carlisle <sup>®</sup> ACT Radial Tires / 12" Steel Wheels
	Length / Width / Height	86 x 48 x 49.5" (218.4 x 121.9 x 126 cm)86 x 48 x 49.5" (218.4 x 121.9 x 126 cm)
Dimensions	Rack Capacity: Front 100 lb (45 kg) Rear 200 lb (90 kg)	✓✓
	1,650 lb (750 kg) Towing Capacity	✓✓
	Intelligent Throttle Control (ITC)	N/A✓
Features	Winch	PrewiredPrewired
	Bumpers	N/AN/A
	Protection	MudguardsMudguards
	Anti-Theft System (D.E.S.S.)	✓✓
	Color Options	<div><div></div></div> <div><div></div></div>

OUTLANDER DPS			
	650 V-Twin	850 V-Twin	
	62 hp	78 hp	
	Visco-Lok <sup>®</sup> QE	Visco-Lok <sup>®</sup> QE	
	✓	✓	
	✓	✓	
	Oil	Oil	
	26" ITP <sup>®</sup> Terracross Tires / 14" Cast-Aluminum Wheels	26" ITP <sup>®</sup> Terracross Tires / 14" Cast-Aluminum Wheels	
	86 x 48 x 49.5" (218.4 x 121.9 x 126 cm)	86 x 48 x 49.5" (218.4 x 121.9 x 126 cm)	
	✓	✓	
	✓	✓	
	N/A	✓	
	Prewired	Prewired	
	N/A	N/A	
	Mudguards	Mudguards	
	✓	✓	

OULANDER XT					
	650 V-Twin	850 V-Twin	1000R V-Twin		
	62 hp	78 hp	91 hp		
	Visco-Lok <sup>®</sup> QE	Visco-Lok <sup>®</sup> QE	Visco-Lok <sup>®</sup> QE		
	✓	✓	✓		
	✓	✓	✓		
	Oil	Oil	Oil		
	26" ITP <sup>®</sup> Terracross Tires / 14" Cast-Aluminum Wheels	26" ITP <sup>®</sup> Terracross Tires / 14" Cast-Aluminum Wheels	26" ITP <sup>®</sup> Terracross Tires / 14" Cast-Aluminum Wheels		
	86 x 48 x 49.5" (218.4 x 121.9 x 126 cm)	86 x 48 x 49.5" (218.4 x 121.9 x 126 cm)	86 x 48 x 49.5" (218.4 x 121.9 x 126 cm)		
	✓	✓	✓		
	✓	✓	✓		
	N/A	✓	✓		
	3,000 lb (1,361 kg) WARN <sup>®</sup> Winch with Roller Fairlead	3,000 lb (1,361 kg) WARN <sup>®</sup> Winch with Roller Fairlead	3,000 lb (1,361 kg) WARN <sup>®</sup> Winch with Roller Fairlead		
	Heavy-Duty Front and Rear Bumpers	Heavy-Duty Front and Rear Bumpers	Heavy-Duty Front and Rear Bumpers		
	Handlebar Wind Deflectors, Mudguards	Handlebar Wind Deflectors, Mudguards	Handlebar Wind Deflectors, Mudguards		
	✓	✓	✓		
	<div><div></div></div> <div><div></div></div> <div><div></div></div>	<div><div></div></div> <div><div></div></div> <div><div></div></div>	<div><div></div></div> <div><div></div></div> <div><div></div></div>		

OUTLANDER NORTH EDITION			
	850 V-Twin		
	78 hp		
	Visco-Lok <sup>®</sup> QE		
	✓		
	✓		
	Oil		
	26" ITP <sup>®</sup> Terracross Tires / 14" Cast-Aluminum Wheels		
	86 x 48 x 61.4" (218.4 x 121.9 x 156 cm)		
	✓		
	✓		
	✓		
	3,000 lb (1,361 kg) WARN <sup>®</sup> Winch with Roller Fairlead		
	Mudguards, Heated Grips and Visor Outlet, Windshield		
	✓		

COLOR CHART

- Viper Red
- Orange
- Mossy Oak Break-Up Country Camo
- Iron Gray & Octane Blue
- Black & Can-Am Red
- White



## OUTLANDER MOSSY OAK EDITION

### CAPABILITY MATCHED TO ANY HUNT.

Factory fitted with more rugged features like 6-ply tires, aluminum skid plates, and heavy-duty bumpers built for the long haul.

## OUTLANDER XT-P

### PERFORMANCE THAT GOES THE DISTANCE.

Fully-loaded for style and off-road speed with adjustable FOX® 2.0 PODIUM shocks, 14" beadlock wheels and additional factory upgrades.



## OUTLANDER X xc

### BUILT TO TACKLE THE EXTREME PRESENT.

For riders seeking the ultimate all-round performance and handling—with all of the finest factory-fit parts to create the ultimate cross-country-ready Outlander.

## OUTLANDER X mr

### CONFIDENCE THAT RUNS DEEP.

Built for extreme mud and wet terrain use, with added snorkel, exterior protection, and retuned suspension, engine, transmission—plus bog-ready wheels and tires.



OUTLANDER MOSSY OAK EDITION



OUTLANDER XT-P



OUTLANDER MAX XT-P



OUTLANDER X xc



OUTLANDER X mr

KEY FEATURES	
Engines	Rotax <sup>®</sup> Engine Options
	650 V-Twin
	62 hp
	Visco-Lok <sup>®</sup> QE
Suspensions	Tri-Mode Dynamic Power Steering (DPS)
	✓
	Arched Double A-Arm Front Suspension with Sway Bar / Torsional Trailing Arm Independent (TTI) Rear Suspension
	✓
Tires / Wheels	Shocks
	Oil
Dimensions	Tires / Wheels
	26" Carlisle <sup>®</sup> ACT HD Tires / 12" Cast-Aluminum Wheels
	Length / Width / Height
	86 x 48 x 49.5" (218.4 x 121.9 x 126 cm)
Features	Rack Capacity: Front 100 lb (45 kg) Rear 200 lb (90 kg)
	✓
	1,650 lb (750 kg) Towing Capacity
	✓
Intelligent Throttle Control (ITC)	
N/A	
Winch	
3,000 lb (1,361 kg) WARN <sup>®</sup> Winch with Roller Fairlead	
Bumpers	
Heavy-Duty Front and Rear Bumpers	
Protection	
Front, Central and Footwell Aluminum Skid Plates, HMWPE A-Arm and TTI Protectors, Heated Grips and Throttle, Handlebar Wind Deflectors, Mudguards	
Anti-Theft System (D.E.S.S.)	
✓	
Color Options	

OUTLANDER XT-P	
850 V-Twin	1000R V-Twin
78 hp	91 hp
Visco-Lok <sup>®</sup> QE	Visco-Lok <sup>®</sup> QE
✓	✓
✓	✓
FOX <sup>®</sup> 1.5 PODIUM <sup>®</sup> QS3	FOX <sup>®</sup> 1.5 PODIUM <sup>®</sup> QS3
26" ITP <sup>®</sup> Terracross Tires / 14" Cast-Aluminum Beadlock Wheels	26" ITP <sup>®</sup> Terracross Tires / 14" Cast-Aluminum Beadlock Wheels
86 x 48 x 49.5" (218.4 x 121.9 x 126 cm)	86 x 48 x 49.5" (218.4 x 121.9 x 126 cm)
✓	✓
✓	✓
✓	✓
3,000 lb (1,361 kg) WARN <sup>®</sup> Winch with Roller Fairlead	3,000 lb (1,361 kg) WARN <sup>®</sup> Winch with Roller Fairlead
Heavy-Duty Front and Rear Bumpers	Heavy-Duty Front and Rear Bumpers
Aluminum Taper-Profile Handlebar with Full Wrap Handguards, Mudguards	Aluminum Taper-Profile Handlebar with Full Wrap Handguards, Mudguards
✓	✓

OUTLANDER X xc	
1000R V-Twin	
91 hp	
Visco-Lok <sup>®</sup> QE	
✓	
✓	
FOX <sup>®</sup> 1.5 PODIUM <sup>®</sup> RC2	
26" ITP <sup>®</sup> Terracross Tires / 14" Cast-Aluminum Beadlock Wheels	
86 x 48 x 49.5" (218.4 x 121.9 x 126 cm)	
✓	
✓	
✓	
Prewired	
Front Bumper with Pre-Runner	
Aluminum Taper-Profile Handlebar with Full Wrap Handguards, Front, Center and Footwell Aluminum Skid Plates, HMWPE A-Arm protectors, Mudguards	
✓	

OULANDER X mr		
650 V-Twin	850 V-Twin	1000R V-Twin
62 hp	78 hp	91 hp
Visco-Lok <sup>®</sup> QE	Visco-Lok <sup>®</sup> QE	Visco-Lok <sup>®</sup> QE
✓	✓	✓
✓	✓	✓
Oil	FOX <sup>®</sup> 1.5 PODIUM	FOX <sup>®</sup> 1.5 PODIUM
28" ITP <sup>®</sup> Mega Mayhem Tires / 12" Cast-Aluminum Wheels	30" ITP <sup>®</sup> Cryptid Tires / 14" Cast-Aluminum Wheels	30" ITP <sup>®</sup> Cryptid Tires / 14" Cast-Aluminum Wheels
88 x 48.5 x 50.5" (224 x 123 x 128 cm)	88 x 50 x 51.5" (224 x 127 x 131 cm)	88 x 50 x 51.5" (224 x 127 x 131 cm)
Rear: 200 lb (90 kg)	Rear: 200 lb (90 kg)	Rear: 200 lb (90 kg)
✓	✓	✓
N/A	✓	✓
Prewired	3,000 lb (1,361 kg) WARN <sup>®</sup> Winch with Roller Fairlead	3,000 lb (1,361 kg) WARN <sup>®</sup> Winch with Roller Fairlead
Heavy-Duty Front Bumper	Heavy-Duty Front and Rear Bumpers	Heavy-Duty Front and Rear Bumpers
Mud-Riding Footrests, Mudguards	Mud-Riding Footrests, Mudguards	Mud-Riding Footrests, Mudguards
✓	✓	✓

COLOR CHART

Carbon Black & Sunburst Yellow

Black, Hyper Silver & Can-Am Red

Mossy Oak Break-Up Country Camo

Granite Gray, Black & Manta Green

Black & Platinum Silver



## OUTLANDER MAX LIMITED

### FULLY-LOADED FROM THE GET-GO.

Supreme capability, style and versatility on top of the powerful 1000R Rotax engine. Handle weekend-long 2-up journeys and any conditions along the way.

## OUTLANDER MAX 6X6 DPS

### THE CAVALRY HAS ARRIVED.

Whether you're hauling at capacity or climbing the closest mountain, added 6x6 traction, low 'L' gear, and dual level cargo box mean this Outlander loads and goes like no other ATV.

## OUTLANDER MAX 6X6 XT

### BUILT FOR LIFE AT THE TOP.

Even though our most fully-equipped 6x6 ATV can do just about anything, your ride never takes a back seat with added protection, wind deflectors, and winch.



OUTLANDER MAX LIMITED



OUTLANDER MAX 6X6 DPS



OUTLANDER MAX 6X6 XT

KEY FEATURES		OUTLANDER MAX LIMITED	
Engines	Rotax <sup>1</sup> Engine Options	1000R V-Twin	
	Horsepower	91 hp	
	Selectable 2WD / 4WD with Visco-Lok <sup>1</sup> Front Differential	Visco-Lok <sup>1</sup> QE	
	Tri-Mode Dynamic Power Steering (DPS)	✓	
Suspensions	Arched Double A-Arm Front Suspension with Sway Bar / Torsional Trailing Arm Independent (TTI) Rear Suspension	✓	
	Shocks	FOX <sup>1</sup> 1.5 PODIUM <sup>1</sup> QS3	
Tires / Wheels	Tires / Wheels	27" Maxxis Bighorn 2.0 Tires / 14" Cast-Aluminum Wheels	
Dimensions	Length / Width / Height	94 x 48 x 53" (238.8 x 121.9 x 135 cm)	
	Rack Capacity: Front 100 lb (45 kg) Rear 200 lb (90 kg)	✓	
	1,650 lb (750 kg) Towing Capacity	✓	
Features	Intelligent Throttle Control (iTC)	✓	
	Winch	3,000 lb (1,361 kg) WARN <sup>1</sup> Winch with Roller Fairlead	
	Bumpers	Heavy-Duty Front and Rear Bumpers	
	Protection	Handlebar Wind Deflectors, Mudguards	
	Anti-Theft System (D.E.S.S.)	✓	
	Color Options	<div></div>	

OUTLANDER MAX 6X6 DPS	
Engines	650
	62 hp
	Selectable 4WD / 6WD with Visco-Lok <sup>1</sup> QE Auto-Locking Front Differential
Suspensions	✓
	Arched Double A-Arm Front Suspension with Sway Bar / Double Torsional Trailing Arm Independent (TTI2) Rear Suspension with Quick-Release Sway Bar
	Oil
Tires / Wheels	26" Carlisle <sup>1</sup> ACT Radial Tires / 12" Cast-Aluminum Wheels
	124.8 x 48.5 x 55.3" (317 x 123 x 140 cm)
	Front: 100 lb (45 kg) / Rear: 700 lb (318 kg)
Dimensions	✓
	N/A
	Prewired
Features	N/A
	Central Skid Plate
	✓

OUTLANDER MAX 6X6 XT	
Engines	1000
	82 hp
	Selectable 4WD / 6WD with Visco-Lok <sup>1</sup> QE Auto-Locking Front Differential
Suspensions	✓
	Arched Double A-Arm Front Suspension with Sway Bar/ Double Torsional Trailing Arm Independent (TTI2) Rear Suspension with Quick-Release Sway Bar
	Oil
Tires / Wheels	26" Carlisle <sup>1</sup> ACT Radial Tires / 12" Cast-Aluminum Wheels
	124.8 x 48.5 x 55.3" (317 x 123 x 140 cm)
	Front: 100 lb (45 kg) / Rear: 700 lb (318 kg)
Dimensions	✓
	N/A
	3,000 lb (1,361 kg) WARN <sup>1</sup> Winch with Roller Fairlead
Features	Heavy-Duty Front Bumpers
	Handlebar Wind Deflectors, Central Skid Plate
	✓

### COLOR CHART

- Boreal Green
- Green
- Pure Magnesium Metallic



**can-am**  
RENEGADE

Everything you need in a performance ATV—just add throttle. The Renegade takes all of our race-winning, mud-bogging, trail-running heritage for an experience on four wheels this side of heavenly.

**can-am**  
DS

From the age of 6 and up, the Can-Am DS lineup teaches young riders that they don't have to have a driver's license to experience world-class design, quality, and reliability.

EXPLORE  
RENEGADE  
LINEUP



RENEGADE

THE FIRST RENEGADE.

Built to deliver an uncompromising enthusiastic ride with torque-rich Rotax<sup>®</sup> V-Twin engine, new arched A-Arm front suspension, and race-ready standard features.

RENEGADE X xc

BE A CROSS COUNTRY CHAMPION.

Combining trail-handling adaptability with race-ready suspension, it adjusts for challenges so agilely, you'll think they moved out of the way.

RENEGADE X mr

THE MUD HAS MET ITS MATCH.

If looks alone could crush an unforgiving terrain, than this is the machine. From the mud tires to the snorkeled engine, the deeper the end, the fiercer it gets.

EXPLORE  
YOUTH  
LINEUP



DS 70

SHARE YOUR PASSION.

From the age of 6, the DS 70 is the perfect first off-road ride with throttle limiter and other safety features.

DS 90

SMALL ATV, BIG SMILES.

The DS 90 gives riders aged 10 and up a more thrilling, connected riding experience—with a throttle limiter for full speed control.

DS 90 X

LOOKS TOUGH, IS TOUGH.

Long-travel suspension for the DS 90 X improves the ride and enhances race-inspired capability for enthusiastic riders aged 10 and up.

DS 250

ENTRY TO ANOTHER LEVEL.

For riders aged 14 and up, the DS 250 pairs a liquid-cooled 250cc engine, CVT and larger chassis as the last step before an adult-sized ATV.











RENEGADE



RENEGADE X xc



RENEGADE X mr

	RENEGADE		RENEGADE X xc		RENEGADE X mr	
	KEY FEATURES		KEY FEATURES		KEY FEATURES	
Engines	Rotax <sup>®</sup> Engine Options	570 V-Twin      850 V-Twin	850 V-Twin      1000R V-Twin		570 V-Twin      1000R V-Twin	
	Horsepower	48 hp      78 hp	78 hp      91 hp		48 hp      91 hp	
	Selectable 2WD / 4WD with Visco-Lok <sup>®</sup> Front Differential	✓      ✓	Visco-Lok <sup>®</sup> QE      Visco-Lok <sup>®</sup> QE		Visco-Lok <sup>®</sup> QE      Visco-Lok <sup>®</sup> QE	
	Tri-Mode Dynamic Power Steering (DPS)	N/A      N/A	✓      ✓		✓      ✓	
Suspensions	Arched Double A-Arm Front Suspension with Sway Bar / Torsional Trailing Arm Independent (TTI) Rear Suspension	✓      ✓	✓      ✓		✓      ✓	
	Shocks	Oil      FOX <sup>®</sup> 1.5 PODIUM <sup>®</sup>	FOX <sup>®</sup> 1.5 PODIUM <sup>®</sup> RC2      FOX <sup>®</sup> 1.5 PODIUM <sup>®</sup> RC2		FOX <sup>®</sup> 1.5 PODIUM <sup>®</sup> FOX <sup>®</sup> 1.5 PODIUM <sup>®</sup> QS3	
Tires / Wheels	Tires / Wheels	25" ITP <sup>®</sup> Holeshot ATR Tires / 12" Cast-Aluminum Wheels      25" ITP <sup>®</sup> Holeshot ATR Tires / 12" Cast-Aluminum Wheels	25" ITP <sup>®</sup> Holeshot ATR Tires / 12" Cast-Aluminum Beadlock Wheels      25" ITP <sup>®</sup> Holeshot ATR Tires / 12" Cast-Aluminum Beadlock Wheels		28" ITP <sup>®</sup> Mega Mayhem Tires / 12" Cast-Aluminum Beadlock Wheels      30" ITP <sup>®</sup> Cryptid Tires / 14" Cast-Aluminum Beadlock Wheels	
	Length / Width / Height	86 x 48 x 49" (218.4 x 121.9 x 124 cm)      86 x 48 x 49" (218.4 x 121.9 x 124 cm)	86 x 48 x 49" (218.4 x 121.9 x 124 cm)      86 x 48 x 49" (218.4 x 121.9 x 124 cm)		86 x 50 x 56" (224 x 127 x 131 cm)      83 x 50 x 56" (224 x 127 x 131 cm)	
Dimensions	35 lb (16 kg) Rack Capacity	✓      ✓	✓      ✓		✓      ✓	
	1,300 lb (590 kg) Towing Capacity	✓      ✓	✓      ✓		✓      ✓	
	Intelligent Throttle Control (ITC)	N/A      ✓	✓      ✓		N/A      ✓	
	Winch	Prewired      Prewired	Prewired      Prewired		Prewired      3,000 lb (1,361 kg) WARN <sup>®</sup> Winch	
Features	Bumpers	Front Bumper      Front Bumper	Front Bumper      Front Bumper		Front and Rear Bumpers      Front and Rear Bumpers	
	Protection	Optional Wind Deflectors      Optional Wind Deflectors	Aluminum Taper-Profile Handlebar with Wind Deflectors and Square Pad, Front and Central Skid Plate      Aluminum Taper-Profile Handlebar with Wind Deflectors and Square Pad, Front and Central Skid Plate		Aluminum Taper-Profile Handlebar with Grab Handle, Wind Deflectors and Square Pad, Mudguards, Front and Central Aluminum Skid Plate      Aluminum Taper-Profile Handlebar with Grab Handle, Wind Deflectors and Square Pad, Mudguards, Front and Central Aluminum Skid Plate	
	Anti-Theft System (D.E.S.S.)	✓      ✓	✓      ✓		✓      ✓	
	Color Options	 Sunburst Yellow  Sunburst Yellow	 Black, Gray & Sunburst Yellow  Black & Can-Am Red  Black, Gray & Sunburst Yellow		 Black, Gray & Sunburst Yellow  Black & Platinum Silver  Iron Gray & Manta Green	



DS 70







DS 90



DS 90 X






DS 250

	DS 70				DS 90				DS 90 X				DS 250			
	KEY FEATURES				KEY FEATURES				KEY FEATURES				KEY FEATURES			
Engines	Engine	70			90				90				250			
	Starting Driving Age	6 and Up			10 and Up				10 and Up				14 and Up			
	A-Arm Independent Front Suspension / Swingarm Rear Suspension	✓			✓				Double A-Arm Front Suspension				Double A-Arm Front Suspension			
	Shocks	Oil			Oil				HPG <sup>®</sup> Piggyback				Oil			
Tires / Wheels	Tires / Wheels	Front Tires: Duro Thrasher 19 x 7 x 8" Rear Tires: Duro Power Trail 18 x 9.5 x 8" / 8" Steel Wheels			Front Tires: Duro Thrasher 19 x 7 x 8" Rear Tires: Duro Power Trail 18 x 9.5 x 8" / 8" Steel Wheels				Front Tires: Kenda Claw 20 x 6 x 10" Rear Tires: Kenda Claw 18 x 10.5 x 8" / 8" Aluminum Wheels				Front Tires: Kenda 22 x 7 x 10" Rear Tires: Kenda 20 x 11 x 9" / Front: 10" Silver Steel Wheels Rear: 9" Silver Steel Wheels			
	Length / Width / Height	59.8 x 35.6 x 36.8" (152 x 90.5 x 93.5 cm)			59.8 x 35.6 x 36.8" (152 x 90.5 x 93.5 cm)				59.8 x 35.6 x 36.8" (152 x 90.5 x 93.5 cm)				72 X 40.5 X 43.5" (183 X 103 X 110.5 cm)			
Features	Color Options	 Can-Am Red			 Can-Am Red				 Black & Can-Am Red				 Black & Can-Am Red			



# EXCLUSIVE CAN-AM FEATURES



## SSV POWER LEADER IN EVERY CLASS

### ROTAX ENGINE

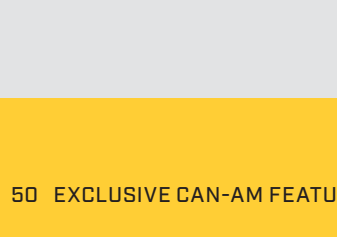
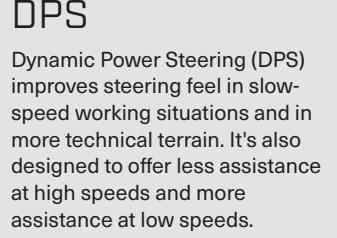

Rotax engines have become some of the most sought after engines, admired for their performance and reliability.

### SUSPENSIONS

Maximize bump absorption with the TTI and TTA. The Torsional Trailing A-Arm (TTA) designed specifically for utility and recreational usage will provide a smooth ride whatever the terrain, while the Torsional Trailing Arm Independent suspension (TTI) ensures the vehicle moves only in the direction you point it, resulting in better traction and optimal transfer of power to the ground.

### 1-YEAR WARRANTY ON DEFENDER MODELS

For 1 year after you take delivery of the vehicle, we defend its hardworking abilities with a full factory warranty.

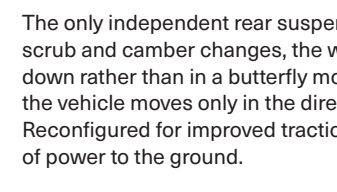




## DPS

Dynamic Power Steering (DPS) improves steering feel in slow-speed working situations and in more technical terrain. It's also designed to offer less assistance at high speeds and more assistance at low speeds.

## ERGONOMICS

We don't just put a seat onto an excellently performing machine, we design the entire vehicle around you. The seat position and cushion are designed to maximize comfort and offer an optimal position for the rider so you can keep going on the trail!



## ATV

### ROTAX ENGINE

We start building every Can-Am ATV with a Rotax engine featuring best-in-class power and industry-leading power-to-weight ratio. The whole ATV is designed to work with this power, to give you a true performance edge. That's true for all of our signature engines.

### TTI SUSPENSION

The only independent rear suspension that eliminates scrub and camber changes, the wheels pivot up and down rather than in a butterfly motion. This ensures the vehicle moves only in the direction you point it. Reconfigured for improved traction and optimal transfer of power to the ground.





## LinQ

The exclusive LinQ quick-attach system that enables you to add and remove Can-Am accessories in just seconds, including trunk boxes, modular bags, rack extensions and more.

## VISCO-LOK

Our exclusive progressive auto-locking front differential constantly monitors front-wheel speed. If it detects one wheel spinning faster than the other, it sends morepower to the wheel with better traction. The rider doesn't have to do anything to activate it. And the Visco-Lok auto-locking front differential comes without a speed limiter.

EXPLORE AN ENTIRE WORLD OF ADVENTURE WITH ALL OF OUR BRP PRODUCTS. [BRP.COM](https://brp.com)



*ski-doo LYNX SEA-DOO Can-Am ROTAX ALUMACRAFT Manitou EVINRUDE*

©2019 Bombardier Recreational Products Inc. (BRP). Products are distributed in the U.S.A. by BRP US Inc. All rights reserved.™, ® and the BRP logo are registered trademarks of BRP or its affiliates. Visco-Lok is a trademark of GKN Viscodrive GmbH. †All other trademarks are the property of their respective owners. BRP reserves the right at any time to discontinue or change specifications, price, design, features, models or equipment without incurring any obligation. Some models depicted may include optional equipment. BRP highly recommends that all ATV drivers take a training course. For safety and training information, see your dealer, call the USA ATV Safety Institute at 1-800-887-2887 or the Canada Safety Council at 1-613-793-1535, #227. Never carry passengers on any ATV not specifically designed by the manufacturer for such use. Avoid excessive speed and be particularly careful on difficult terrain. All Can-Am ATV adult models are Category G ATVs (General Use Models) intended for recreational and/or utility use by an operator age 16 or older. ATVs with engine sizes greater than 90 cc are recommended for use only by those age 16 and older, except for those designated as T14. Make sure that all laws, regulations, and BRP's warnings/recommendations for ATV passengers are respected. SSV operator must be at least 16 years old. Passenger must be at least 12 years old and able to hold handgrips and plant feet while seated against the backrest. Fasten lateral net and seat belt at all times. BRP urges you to "TREAD LIGHTLY" on public and private lands. ATVs and SSVs can be hazardous to operate. For your safety: always wear a helmet, eye protection, and other protective clothing. Read the Operator's Guide and watch the safety DVD before driving. Never ride on paved surfaces or public roads and never engage in stunt driving. Always remember that riding and alcohol/drugs don't mix. Show respect for the environment, local laws and the rights of others when you ride. \*1-YEAR MANUFACTURER LIMITED WARRANTY. Eligible units are all new and unused 2020 Can-Am Defender models. Effective as of June 1st, 2018, the buyers of an eligible model receive a 12-month BRP Limited Warranty. Subject to the exclusions, limitations of liabilities and all other terms and conditions of BRP's standard limited warranty, including without limitation the exclusions of damages caused by abuse, abnormal use or neglect. For complete details, please see the BRP Limited Warranty at an authorized BRP dealer near you. Printed in Canada.